

IDLC Balanced Fund
As at and for the period ended March 31, 2026

IDLC Balanced Fund
Statement of Financial Position
As at March 31, 2026


Particulars	Notes	Amount in BDT	
		March 31, 2026	June 30, 2025
ASSETS			
Non Current Asset			
Current Asset			
Investment in Securities at Market Price	4	248,281,499	191,153,080
Investment in Govt./Govt. Backed Securities (T-Bond)	5	269,298,306	229,706,062
Interest, Dividend & Trade Receivables	6	9,880,011	12,796,709
Advances, Deposits and Prepayments	7	316,713	965,787
Cash and Cash Equivalents	8	55,695,601	96,764,116
Total Assets		583,472,130	531,385,754
UNITHOLDERS' EQUITY			
Capital Fund	9	493,984,920	497,413,420
Unit Premium / (Discount)	10	(38,432,559)	(37,578,879)
Investors' Available Balance		5,170	2,533
Fair Value Reserve	11	17,137,726	-
Retained Earnings	12	107,329,006	68,156,240
Total Equity		580,024,263	527,993,313
LIABILITIES			
Non Current Liabilities			
Current Liabilities			
Fees & Commission Payables	13	2,910,295	2,835,964
Other Payables	14	533,591	553,957
Unclaimed Dividend	15	3,980	2,520
Total Liabilities		3,447,867	3,392,441
Total Equity and Liabilities		583,472,130	531,385,754
Net Asset Value (NAV) Per Unit			
At Cost Price	16	11.39	10.86
At Market Price	17	11.74	10.61

The annexed notes from 1 to 30 an integral part of these financial statements.


The financial statements were approved by the Board of Trustees on April 16, 2026 and were signed on its behalf by:



Chairman, Trustee
Investment Corporation of Bangladesh



Member, Trustee
Investment Corporation of Bangladesh



Managing Director
IDLC Asset Management Limited



Compliance Officer
IDLC Asset Management Limited



IDLC Balanced Fund
Statement of Profit or Loss and Other Comprehensive Income
For the period ended March 31, 2026


Particulars	Notes	Amount in BDT			
		July 01, 2025 - March 31, 2026	July 01, 2024- March 31, 2025	January 01, 2026 - March 31, 2026	January 01, 2025 - March 31, 2025
INCOME					
Capital Gain	18	25,347,221	2,358,443	12,427,089	(125,258)
Dividend Income	19	3,823,600	17,392,480	758,494	5,766,560
Interest Income	20	30,457,152	12,687,120	9,445,194	5,156,854
Accrued TDS reversed		-	256,020	-	-
Income Against Load		5,526	-	2,160	-
Total Income		59,633,500	32,694,063	22,632,937	10,798,155
EXPENDITURE					
Management fee	Annexure C	7,333,118	6,850,451	2,443,706	2,269,712
Amortization of preliminary and issue expenses		-	60,511	-	-
Trustee fee	Annexure C	746,991	664,780	251,402	221,388
Publication and Other Expenses	21	152,414	267,597	12,222	92,104
BSEC annual fee	Annexure C	433,038	385,380	145,740	128,341
Custodian fee	Annexure E	735,628	617,158	254,122	207,258
Bank charges and Excise Duty		170,076	244,160	146,770	135,610
Sales agent commission		373,668	198,557	156,392	63,476
CDBL Expense	Annexure E	156,875	102,541	33,611	15,434
Total Expenditure		10,101,808	9,391,135	3,443,967	3,133,323
Income Before Provision		49,531,692	23,302,928	19,188,970	7,664,833
(Provision) / write back of provision for diminution in value of investments	22	12,024,678	32,232,350	-	15,280,091
Net Income		61,556,370	55,535,279	19,188,970	22,944,924
Total Comprehensive Income		61,556,370	55,535,279	19,188,970	22,944,924
Earnings Per Unit	23	1.25	1.12	0.39	0.46

The annexed notes from 1 to 30 an integral part of these financial statements.

The financial statements were approved by the Board of Trustees on April 6, 2026 and were signed on its behalf by:



Chairman, Trustee
Investment Corporation of Bangladesh



Member, Trustee
Investment Corporation of Bangladesh



Managing Director
IDLC Asset Management Ltd.



Compliance Officer
IDLC Asset Management Ltd.



IDLC Balanced Fund
Statement of Changes in Equity
For the period ended March 31, 2026

Amount in BDT

Particulars	Capital fund	Unit premium/ (discount)	Investors' Available Balance	Fair value reserve	Retained earnings	Total equity
Opening Balance	497,413,420	(37,578,879)	2,533	-	68,156,240	527,993,314
Units Subscribed / (Redeemed) During the period, Net	(3,428,500)	(853,680)	-	-	-	(4,282,180)
Fair Value Reserve	-	-	-	17,137,726	-	17,137,726
Investors' Balance	-	-	2,637	-	-	2,637
Net Income During the period	-	-	-	-	61,556,369	61,556,369
Dividend paid During the year	-	-	-	-	(22,383,604)	(22,383,604)
As at March 31, 2026	493,984,920	(38,432,559)	5,170	17,137,726	107,329,006	580,024,263

Statement of Changes in Equity
For the period ended March 31, 2025

Amount in BDT

Particulars	Capital fund	Unit premium/ (discount)	Investors' Available Balance	Fair value reserve	Retained earnings	Total equity
Opening Balance	506,073,240	(36,759,824)	2,799	-	16,588,202	485,904,416
Units Subscribed / (Redeemed) During the period, Net	(8,323,450)	(776,000)	-	-	-	(9,099,449)
Fair Value Reserve	-	-	-	1,795,726	-	1,795,726
Investors' Balance	-	-	(149)	-	-	(149)
Net Income During the period	-	-	-	-	55,535,278	55,535,278
As at March 31, 2025	497,749,790	(37,535,824)	2,650	1,795,726	72,123,480	534,135,823

The annexed notes from 1 to 30 an integral part of these financial statements.

The financial statements were approved by the Board of Trustees on April 22, 2026 and were signed on its behalf by:



Chairman, Trustee
Investment Corporation of Bangladesh



Member, Trustee
Investment Corporation of Bangladesh



Managing Director
IDLC Asset Management Limited



Compliance Officer
IDLC Asset Management Limited



IDLC Balanced Fund
Statement of Cash Flows
For the period ended March 31, 2026

Particulars	Notes	Amount in BDT	
		July 01, 2025 - March 31, 2026	July 01, 2024- March 31, 2025
A. Cash Flows From/ (Used in) Operating Activities			
Capital Gain / (Loss) Realized in Cash	24	24,714,336	2,358,443
Dividend Income Received in Cash	25	7,692,400	14,033,425
Interest Income / Profit Realized in Cash	26	5,744,114	7,461,074
Income from Govt. / Govt. Backed Securities		19,897,001	3,826,738
Income against Load		5,526	-
Advances, Deposits and Prepayments	27	(538,608)	(376,049)
Payment Made for Expenses	28	(8,786,635)	(8,003,013)
Net Cash Flows From/ (Used in) Operating Activities		48,728,134	19,300,618
B. Cash Flows From/ (Used in) Investing Activities			
Investment in Marketable Securities		(277,329,411)	(152,208,579)
Investment in Govt. / Govt. Backed Securities		(65,942,270)	(84,627,945)
Proceeds from Sell of Govt. / Govt. Backed Securities		26,934,895	38,876,920
Proceeds from Sell of Marketable Securities		252,817,006	156,935,465
		(63,519,779)	(41,024,139)
C. Cash Flows From/ (Used in) Financing Activities			
Unit Capital, Net		(3,428,500)	(8,323,450)
Unit Premium / (Discount)		(853,680)	(776,000)
Increase / (Decrease) of Payable to Investors		384,818	(380,653)
Increase / (Decrease) of Investor's Balance		2,637	(149)
Dividend paid for the period	29	(22,382,143)	(8)
Net Cash Used in Financing Activities		(26,276,869)	(9,480,260)
D. Net Increase / (Decrease) in Cash and Cash Equivalents		(41,068,514)	(31,203,781)
E. Opening Cash and Cash Equivalents		96,764,116	119,296,256
F. Closing Cash and Cash Equivalents (D+E)		55,695,601	88,092,475
Net Operating Cash flow Per Unit	30	0.99	0.39

The annexed notes from 1 to 30 an integral part of these financial statements.

The financial statements were approved by the Board of Trustees on April 24, 2026 and were signed on its behalf by:



Chairman, Trustee
Investment Corporation of Bangladesh



Member, Trustee
Investment Corporation of Bangladesh



Managing Director
IDLC Asset Management Ltd.



Compliance Officer
IDLC Asset Management Ltd.



IDLC Balanced Fund

Notes to the Financial Statements

As at and for the period ended March 31, 2026

1.00 Introduction of the Fund and its Activities

1.01 Legal status and Key partners of the Fund

IDLC Balanced Fund (here-in-after referred to as "the Fund"), a Trust property, was established on February 05, 2017 under the Trust Act, 1882 and registered under the Registration Act, 1908 and subsequently on March 07, 2017 registered as a Mutual Fund from the Bangladesh Securities and Exchange Commission with an initial paid up capital of BDT 500 million divided into 50 million units of BDT 10 each under the Securities and Exchange Commission (Mutual Fund) Rules, 2025 as an Open End Mutual Fund vide registration no. BSEC/MUTUAL FUND/2017/77.

Investment Corporation of Bangladesh (ICB), the Trustee of the Fund, in its 170th meeting held on July 18, 2017 approved the size of the Fund to be increased upto BDT 1,500 million.

Key partners of the Fund are as Follows:

Sponsor	: IDLC Finance PLC.
Registered Address	: Bay's Galleria (1 st Floor), 57 Gulshan Avenue, Dhaka 1212.
Trustee & Custodian	: Investment Corporation of Bangladesh
Registered Address	: BDBL Bhaban, 8, RAJUK Avenue, Dhaka 1000.
Asset Manager	: IDLC Asset Management Ltd.
Registered Address	: Symphony (Level – 04), Plot - SE (F): 9, Road - 142, Gulshan Avenue, Bir Uttam Mir Shawkat Sarak, Dhaka 1212.

1.02 Principal activities and nature of operation

IDLC Balanced Fund is an Open End Mutual Fund which is a professionally managed portfolio of equity stocks and fixed income instruments. Investors buy units of the Fund by paying an amount equivalent to the purchase price and the Asset Manager makes investments on their behalf. An unit represents a portion of the fund's holdings.

The target group of investors comprises both Institutions and Individuals. Units of the Fund can be subscribed/ redeemed through IDLC Asset Management Ltd. and authorized selling agents appointed by the Asset Manager from time to time and any other procedure as prescribed by the Asset Manager. Surrender of units is allowed only through IDLC Asset Management Ltd. or the selling agents from which the units are originally purchased.

2.00 Objectives

The objective of the IDLC Balanced Fund is to generate capital appreciation along with current income in the form of dividend from a combined portfolio of equity, debt and money market instruments.

3.00 Basis of preparation

3.01 Statement of compliance

These financial statements have been prepared in conformity with International Accounting Standards (IASs), International Financial Reporting Standards (IFRSs), Securities and Exchange Rules, 2020, Securities and Exchange Commission (Mutual Fund) Rules, 2001 and other applicable laws and regulations.

3.02 Basis of measurement

These financial statements have been prepared on a going concern basis under historical cost convention in accordance with generally accepted accounting principles.

3.03 Functional currency and presentational currency

These financial statements are presented in Bangladeshi Taka, which is also the Fund's functional currency.

3.04 Reporting period of the Fund

The financial period of the Fund cover three months from July 01, 2025 to March 31, 2026.



		Amount in BDT	
		March 31, 2026	June 30, 2025
4.00	Investment in Securities at Market Price		
	Investment in Listed Securities at Cost Price	4.01	
		231,143,772	203,177,758
		231,143,772	203,177,758
	Add / (Less): Unrealized Gain / (Loss)	17,137,726	(12,024,678)
	Investment at market value	248,281,499	191,153,080
	<i>Please see Annexure A for Details calculation.</i>		
4.01	Investment in Listed Securities at Cost Price		
	Bank	153,671,939	37,114,890
	Corporate Bond	7,094,589	14,318,339
	Food & Allied	-	41,621,377
	Pharmaceuticals & Chemicals	70,377,245	74,535,214
	Telecommunication	-	35,587,939
		231,143,772	203,177,758
	<i>Details are mentioned in Annexure A.</i>		
5.00	Investment in Govt. / Govt. Backed Securities (T-Bond)		
	Investment in Govt. / Govt. Backed Securities (T-Bond)	268,064,911	229,057,537
	Add: Appreciation (or Diminution) in the Fair Value of Investments	1,233,395	648,526
		269,298,306	229,706,062
	<i>Details are mentioned in Annexure B.</i>		
6.00	Interest, Dividend & Trade Receivables		
	Interest Receivables	6.01	9,880,011
	Receivables on Sale of Securities		6,107,185
	Dividend Receivables	6.02	-
			2,820,725
			-
			3,868,800
		9,880,011	12,796,709
6.01	Interest Receivables		
	Term Deposits	522,501	732,860
	Treasury Bond	8,808,379	5,374,324
	Bank Deposits	549,131	-
		9,880,011	6,107,185
6.02	Dividend Receivables		
	Marico Bangladesh Limited	-	3,868,800
		-	3,868,800
7.00	Advances, Deposits and Prepayments		
	Annual fee - BSEC	82,558	515,592
	Trustee fee	234,155	450,195
		316,713	965,787
8.00	Cash and Cash Equivalents		
	Bank Deposit	8.01	28,195,601
	Term Deposit	8.02	36,820,041
			27,500,000
			59,944,075
		55,695,601	96,764,116



Amount in BDT	
March 31, 2026	June 30, 2025

8.01 Bank Deposit

Bank	Account No.	Purpose
BRAC Bank PLC.	1501203957267001	Investor
	1501203957267002	Operations
	1501203957267003	Trading
City Bank PLC.	1123351611001	Investor
	1123351611003	Trading
	1123351611002	Dividend
Standard Chartered Bank	02-1308406-01	Investor
Total		

16,465,814	32,822,159
589,644	1,480,041
7,840,836	2,061,345
2,908,291	162,136
276,222	270,163
6,751	3,676
108,042	20,521
28,195,601	36,820,041

8.02 Term Deposit

Bank / NBFI	Tenure
Mutual Trust Bank PLC	3 Months
IDLC Finance PLC.	3 Months
Total	

27,500,000	-
-	59,944,075
27,500,000	59,944,075

Details are mentioned in Annexure D.

9.00 Capital Fund

Opening Balance
Add: Units Subscribed During the Period
Less: Units Redeemed During the Period

497,413,420	506,073,240
67,369,840	41,372,620
(70,798,340)	(50,032,440)
493,984,920	497,413,420

9.01 Capital Allotment, Net

Allotment period	Investor Category	No. of Units	Face Value
2017 - 2025	Sponsor & General Investors	49,741,342	10
2025 - 2026	General Investors	(342,850)	10
Total		49,398,492	

497,413,420	497,413,420
(3,428,500)	-
493,984,920	497,413,420

All transactions were executed through Banking Channel.

% of total holding (Sponsor 30.1%, Institution 26.8% & Individual 43.1%)

10.00 Unit Premium / (Discount)

Opening Balance
Add: Addition in Unit Premium / (Discount) due to subscription of units
Less: Subtraction in Unit Premium / (Discount) due to redemption of units

(37,578,879)	(36,759,824)
8,144,413	1,389,964
(8,998,093)	(2,209,019)
(38,432,559)	(37,578,879)

11.00 Fair Value Reserve

Opening Balance
Add: Increase / (Decrease) During the Period

-	-
17,137,726	-
17,137,726	-

12.00 Retained Earnings

Opening Balance
Less: Dividend Paid During the Period

Add: Net Income During the Period

68,156,240	16,588,202
(22,383,604)	-
45,772,636	16,588,202
61,556,370	51,568,038
107,329,006	68,156,240

		Amount in BDT	
		March 31, 2026	June 30, 2025
13.00	Fees & Commission Payables		
	Management Fees	2,443,706	2,307,490
	Custodian Fees	261,937	412,921
	Sales Agent Commission	185,702	56,425
	Audit Fees	-	40,250
	CDBL Fees	18,951	18,878
		<u>2,910,295</u>	<u>2,835,964</u>
14.00	Other Payables		
	Publication and Other Operational Expenses	6,284	46,914
	Payable to Investors	425,864	41,046
	Payment in Process	101,443	465,996
		<u>533,591</u>	<u>553,957</u>
15.00	Unclaimed Dividend		
	Unclaimed 2024-2025	1,460	-
	Unclaimed 2023-2024	666	666
	Unclaimed 2022-2023	1,854	1,854
		<u>3,980</u>	<u>2,520</u>
16.00	Net Asset Value (NAV) Per Unit at Cost Price		
	Total Asset Value at Market Price	583,472,130	531,385,755.00
	Less: Unrealized Gain / (Loss)	17,137,726	(12,024,678)
	Total Asset Value at Cost Price	<u>566,334,404</u>	<u>543,410,433</u>
	Less: Fees & Commission Payables	2,910,295	2,835,964
	Other Payables	533,591	553,957
	Unclaimed Dividend	3,980	2,520
	Total NAV at Cost Price	<u>562,886,537</u>	<u>540,017,992</u>
	Number of Units	49,398,492	49,741,342
		<u>11.39</u>	<u>10.86</u>
17.00	Net Asset Value (NAV) Per Unit at Market Price		
	Total Asset Value at Market Price	583,472,130	531,325,244
	Less: Fees & Commission Payables	2,910,295	2,835,964
	Other Payables	533,591	553,957
	Unclaimed Dividend	3,980	2,520
	Total NAV at Market Price	<u>580,024,263</u>	<u>527,932,803</u>
	Number of Units	49,398,492	49,741,342
		<u>11.74</u>	<u>10.61</u>



18.00 Capital Gain

BRAC Bank PLC.
Prime Bank PLC.
The City Bank PLC
Eastern Bank PLC.
LafargeHolcim Bangladesh PLC.
Beximco Pharmaceuticals Ltd.
Robi Axiata PLC.
Square Textiles PLC.
British American Tobacco Bangladesh Company Limited
20Y BGTB 28/12/2042
Grameenphone Ltd.
Square Pharmaceuticals PLC.

Amount in BDT	
July 01, 2025 - March 31, 2026	July 01, 2024- March 31, 2025

26,061,703	7,027,582
6,118,400	103,683
756,872	-
197,018	-
-	(10,437,433)
786,374	(211,304)
(1,276,510)	(125,258)
-	-
(17,190,776)	-
1,796,395	-
8,097,745	6,000,629
-	543
25,347,221	2,358,443

Details are mentioned in **Annexure F.**

19.00 Dividend Income

BRAC Bank PLC.
APSCl Non-Convertible and Fully Redeemable Coupon Bearing Bond
British American Tobacco Bangladesh Company Limited
Beximco Pharmaceuticals Ltd.
Marico Bangladesh Limited
Square Textiles PLC
Grameenphone Ltd.

-	7
1,516,988	2,274,103
-	2,499,540
-	2,523,980
-	3,749,760
-	776,330
2,306,612	5,568,761
3,823,600	17,392,480

Details are mentioned in **Annexure G.**

20.00 Interest Income

Term Deposit
Bank Deposit
Treasury Bills
Treasury Bonds

4,432,114	5,480,358
1,650,771	1,699,323
-	604,735
24,374,267	4,902,703
30,457,152	12,687,120

Details are mentioned in **Annexure H.**

21.00 Publication and Other Expenses

Printing and Publication Expenses
BO Account Fee
Other Operational Expense

127,372	241,353
600	1,800
24,442	24,444
152,414	267,597

22.00 (Provision) / Write Back of Provision for Diminution in Value of Investments

Opening Balance of Provision for Diminution in Value of Investments
Closing Balance of Provision for Diminution in Value of Investments
<i>Required ► (Provision) / Write Back of Provision for the period</i>

12,024,678	32,232,350
-	-
12,024,678	32,232,350

23.00 Earnings Per Unit

Net Income for the period
Number of Units

61,556,370	55,535,279
49,398,492	49,774,979
1.25	1.12


***Other Comprehensive Income (OCI) is not considered for Earnings Per Unit (EPU) Calculation.*



		Amount in BDT	
		July 01, 2025 - March 31, 2026	July 01, 2024- March 31, 2025
24.00	Capital Gain / (Loss) realized in Cash		
	Capital Gain / (Loss) as per P&L	25,347,221	2,358,443
	Add : Gain / (Loss) portion of Trade Receivable for prior year	(632,885)	-
	Less : (Gain) / Loss Portion of Trade Receivable for current year	-	-
		<u>24,714,336</u>	<u>2,358,443</u>
25.00	Dividend Income Received in Cash		
	Dividend Income from investment in securities	3,823,600	17,392,480
	Add : Prior Year Dividend Receivable	3,868,800	396,800
	Less : Current Year Dividend Receivable	-	(3,755,856)
		<u>7,692,400</u>	<u>14,033,425</u>
26.00	Interest Income / Profit Realized in Cash		
	Interest Income / Profit Realized in Cash	6,082,886	7,435,701
	Add : Prior Year Interest Income / Profit Receivable	732,860	1,495,141
	Less : Current Year Interest Income / Profit Receivable	(1,071,632)	(1,469,768)
		<u>5,744,114</u>	<u>7,461,074</u>
27.00	Advances, Deposits and Prepayments	<u>(538,608)</u>	<u>(376,049)</u>
28.00	Payment Made for Expenses		
	Total Operating Expenses	10,101,808	9,391,135
	Less : Amortization of preliminary and issue expenses	-	(60,511)
	Less : Amortization of Advance Payment (Trustee & BSEC Fee)	(1,180,029)	(1,050,160)
	Add : Prior year Operating Expense Payable	2,882,878	2,786,178
	Less : Current year operating expense payable	(3,018,022)	(3,063,630)
		<u>8,786,635</u>	<u>8,003,013</u>
29.00	Dividend Paid during the year		
	Dividend Declared during the year	22,383,604	-
	Add : Prior year Dividend Payable	2,520	2,528
	Less : Current Year Dividend Payable	(3,980)	(2,520)
		<u>22,382,143</u>	<u>8</u>
30.00	Net Operating Cash Flow Per Unit		
	Net Operating Cash Flow for the period	48,728,134	19,300,618
	Number of Units	49,398,492	49,774,979
		<u>0.99</u>	<u>0.39</u>



Chairman, Trustee
Investment Corporation of Bangladesh



Managing Director
IDLC Asset Management Limited




Member, Trustee
Investment Corporation of Bangladesh



Compliance Officer
IDLC Asset Management Limited

IDLC Balanced Fund
Details of Investment in Securities
As at March 31, 2026

Amount in BDT

A. Investment in Listed Securities

Sl.	Sector	Name of The Company	No. of Securities	Avg. Cost	Total Cost Price	Market Value	Total Market Price	% of Total Assets	Unrealized Gain/ (Loss)
1	Bank	BRAC Bank PLC.	963,676	53.43	51,486,712	67.00	64,566,292	9.09%	13,079,580
2		City Bank PLC.	2,138,811	25.28	54,072,656	29.70	63,522,687	9.55%	9,450,030
3		Bank Asia PLC	2,294,500	20.97	48,112,571	21.30	48,872,850	8.50%	760,279
					153,671,939		176,961,829	27.13%	23,289,890
4	Corporate Bond	APSCL Non-Convertible and Fully Redeemable Coupon Bearing Bond	5,779	1,227.65	7,094,589	1,250.00	7,223,750	1.25%	129,161
					7,094,589		7,223,750	1.25%	129,161
5	Pharmaceuticals & Chemicals	Beximco Pharmaceuticals Ltd.	572,285	122.98	70,377,245	112.00	64,095,920	12.43%	(6,281,325)
					70,377,245		64,095,920	12.43%	(6,281,325)
Sub-Total					231,143,772		248,281,499	40.81%	17,137,726
B. Investment in Initial Public Offering (IPO)									
Sub-Total					-		-	0.00%	-
Grand Total					231,143,772		248,281,499	40.81%	17,137,726



IDLC Balanced Fund
 Details of Investment in Govt. / Govt. Backed Securities (T-Bond)
 As at March 31, 2026
 Investment as Held to Maturity (HTM)

Sl.	Name of the Instrument	Investment Type	No. of Securities	Purchase Date	Maturity date	Face Value	Average Cost	Total Cost	Yield	Average Fair value	Total Fair value	% of Total Assets	Appreciation (or Diminution)
1	20Y BGTB 25/01/2043	Held to Maturity (HTM)	240,000	26 Jun 24	25 Jan 43	24,000,000	72.52	17,403,720	12.79%	75.12	18,029,623	3.18%	625,903.10
2	20Y BGTB 25/01/2043	Held to Maturity (HTM)	360,000	30 Jan 25	25 Jan 43	36,000,000	77.72	27,980,100	11.92%	79.17	28,500,191	5.03%	520,090.94
3	20Y BGTB 25/01/2043	Held to Maturity (HTM)	70,000	28 Sep 25	25 Jan 43	7,000,000	93.42	6,539,512	9.68%	93.61	6,552,974	1.16%	13,462.43
4	20Y BGTB 28/07/2044	Held to Maturity (HTM)	95,000	28 Jul 24	28 Jul 44	9,500,000	100.07	9,506,831	12.74%	100.07	9,506,258	1.68%	(572.25)
5	20Y BGTB 28/07/2044	Held to Maturity (HTM)	106,000	28 Aug 24	28 Jul 44	10,600,000	100.02	10,602,385	12.74%	100.02	10,602,195	1.87%	(190.50)
6	20Y BGTB 28/07/2044	Held to Maturity (HTM)	96,000	30 Oct 24	28 Jul 44	9,600,000	100.04	9,603,734	12.74%	100.04	9,603,466	1.70%	(268.26)
7	20Y BGTB 28/12/2042	Held to Maturity (HTM)	450,000	28 Aug 25	28 Dec 42	45,000,000	89.17	40,125,060	10.30%	89.54	40,291,382	7.11%	166,322.39
8	20Y BGTB 28/05/2045	Held to Maturity (HTM)	845,000	29 May 25	28 May 45	84,500,000	100.90	85,256,275	12.12%	100.86	85,224,487	15.05%	(31,787.57)
9	20Y BGTB 28/05/2045	Held to Maturity (HTM)	424,000	25 Jun 25	28 May 45	42,400,000	98.51	41,769,597	12.44%	98.57	41,793,853	7.38%	24,256.27
10	20Y BGTB 28/05/2045	Held to Maturity (HTM)	168,000	30 Jul 25	28 May 45	16,800,000	114.75	19,277,698	10.46%	114.25	19,193,876	3.39%	(83,821.58)
								268,064,911			269,298,306	47.55%	1,233,395



IDLC Balanced Fund
 Fees Calculation on weekly average NAV
 Period : July 01, 2025 - March 31, 2026

Week / Days	Average NAV	Trustee Fee		Management Fee		Amortization of BSEC Annual Fee	
		Amount	Cumulative Amount	Amount	Cumulative Amount	Amount	Cumulative Amount
(Jul 1 - Jul 5), 2025	530,321,999	12,534	12,534	127,456	127,456	7,266	7,266
(Jul 6 - Jul 12), 2025	539,679,944	17,857	30,391	180,233	307,688	10,352	17,618
(Jul 13 - Jul 19), 2025	535,629,484	17,723	48,115	179,456	487,144	10,274	27,892
(Jul 20 - Jul 26), 2025	554,696,403	18,354	66,469	183,112	670,256	10,640	38,532
(Jul 27 - Aug 2), 2025	557,995,586	18,463	84,932	183,746	854,002	10,703	49,236
(Aug 3 - Aug 9), 2025	562,640,947	18,617	103,549	184,637	1,038,638	10,792	60,028
(Aug 10 - Aug 16), 2025	559,621,388	18,517	122,066	184,057	1,222,696	10,735	70,763
(Aug 17 - Aug 23), 2025	566,623,955	18,749	140,815	185,401	1,408,097	10,869	81,632
(Aug 24 - Aug 30), 2025	571,916,143	18,924	159,739	186,417	1,594,514	10,970	92,602
(Aug 31 - Sep 6), 2025	579,159,442	19,164	178,902	187,807	1,782,321	11,109	103,712
(Sep 7 - Sep 13), 2025	576,006,266	19,060	197,962	187,202	1,969,523	11,049	114,761
(Sep 14 - Sep 20), 2025	571,806,386	18,921	216,883	186,397	2,155,920	10,968	125,729
(Sep 21 - Sep 27), 2025	569,310,312	18,838	235,721	185,918	2,341,838	10,921	136,650
(Sep 28 - Oct 4), 2025	571,469,413	18,909	254,630	186,332	2,528,171	10,962	147,612
(Oct 5 - Oct 11), 2025	572,378,411	18,939	273,569	186,507	2,714,677	10,979	158,591
(Oct 12 - Oct 18), 2025	570,715,126	18,885	292,454	186,188	2,900,865	10,948	169,539
(Oct 19 - Oct 25), 2025	572,319,732	18,938	311,392	186,495	3,087,360	10,978	180,517
(Oct 26 - Nov 1), 2025	575,383,388	19,039	330,430	187,082	3,274,442	11,037	191,554
(Nov 2 - Nov 8), 2025	575,908,570	19,056	349,486	187,183	3,461,625	11,047	202,601
(Nov 9 - Nov 15), 2025	573,704,943	18,983	368,469	186,759	3,648,384	11,005	213,606
(Nov 16 - Nov 22), 2025	575,448,784	19,041	387,510	187,093	3,835,476	11,038	224,644
November 23, 2025	576,395,347	2,725	390,235	26,753	3,862,230	1,579	226,223
November 24, 2025	581,675,931	2,750	392,984	26,898	3,889,128	1,594	227,817
November 25, 2025	582,931,245	2,755	395,740	26,933	3,916,061	1,597	229,414
November 26, 2025	582,015,876	2,751	398,491	26,907	3,942,968	1,595	231,009
November 27, 2025	584,048,766	2,761	401,251	26,963	3,969,931	1,600	232,610
November 28, 2025	584,121,009	2,761	404,012	26,965	3,996,896	1,601	234,210
November 29, 2025	584,188,617	2,761	406,774	26,967	4,023,863	1,601	235,811
November 30, 2025	582,891,996	2,755	409,529	26,931	4,050,794	1,597	237,408
December 1, 2025	580,756,086	2,745	412,274	26,873	4,077,667	1,591	239,000
December 2, 2025	581,537,414	2,749	415,023	26,894	4,104,561	1,594	240,593
December 3, 2025	580,658,656	2,745	417,768	26,870	4,131,431	1,591	242,184
December 4, 2025	586,112,813	2,770	420,538	27,020	4,158,451	1,606	243,790
December 5, 2025	586,185,795	2,771	423,309	27,022	4,185,473	1,606	245,397
December 6, 2025	586,258,882	2,771	426,080	27,024	4,212,496	1,606	247,003
December 7, 2025	586,124,066	2,771	428,851	27,020	4,239,516	1,606	248,609
December 8, 2025	587,451,652	2,777	431,628	27,056	4,266,573	1,610	250,219
December 9, 2025	590,095,950	2,789	434,417	27,129	4,293,701	1,617	251,836
December 10, 2025	589,145,282	2,785	437,202	27,103	4,320,804	1,614	253,450
December 11, 2025	590,177,013	2,790	439,991	27,131	4,347,935	1,617	255,067
December 12, 2025	590,248,455	2,790	442,781	27,133	4,375,068	1,617	256,685
December 13, 2025	590,319,895	2,790	445,572	27,135	4,402,203	1,618	258,302
December 14, 2025	589,877,281	2,788	448,360	27,123	4,429,325	1,616	259,919
December 15, 2025	587,901,866	2,779	451,139	27,069	4,456,394	1,611	261,530
December 16, 2025	587,974,064	2,779	453,918	27,071	4,483,465	1,611	263,141
December 17, 2025	586,465,605	2,772	456,690	27,029	4,510,494	1,607	264,748
December 18, 2025	587,238,545	2,776	459,466	27,050	4,537,544	1,609	266,357
December 19, 2025	587,310,217	2,776	462,242	27,052	4,564,597	1,609	267,967
December 20, 2025	587,382,486	2,776	465,019	27,054	4,591,651	1,610	269,576
December 21, 2025	586,845,218	2,774	467,793	27,040	4,618,691	1,608	271,184
December 22, 2025	587,754,982	2,778	470,571	27,065	4,645,756	1,611	272,795
December 23, 2025	588,252,077	2,781	473,351	27,078	4,672,834	1,612	274,407



IDLC Balanced Fund
Fees Calculation on weekly average NAV
Period : July 01, 2025 - March 31, 2026

Week / Days	Average NAV	Trustee Fee		Management Fee		Amortization of BSEC Annual Fee	
		Amount	Cumulative Amount	Amount	Cumulative Amount	Amount	Cumulative Amount
December 24, 2025	590,089,175	2,789	476,141	27,129	4,699,963	1,617	276,024
December 25, 2025	590,163,216	2,790	478,930	27,131	4,727,093	1,617	277,641
December 26, 2025	590,237,255	2,790	481,720	27,133	4,754,226	1,617	279,258
December 27, 2025	590,311,291	2,790	484,511	27,135	4,781,361	1,618	280,876
December 28, 2025	588,747,002	2,783	487,294	27,092	4,808,452	1,613	282,489
December 29, 2025	585,928,915	2,770	490,063	27,015	4,835,467	1,606	284,095
December 30, 2025	584,362,841	2,762	492,825	26,972	4,862,439	1,601	285,696
December 31, 2025	584,436,378	2,763	495,588	26,974	4,889,413	1,601	287,297
January 1, 2026	586,905,930	2,774	498,362	27,041	4,916,454	1,608	288,906
January 2, 2026	586,980,789	2,775	501,137	27,043	4,943,498	1,608	290,514
January 3, 2026	587,055,645	2,775	503,912	27,046	4,970,543	1,609	292,123
January 4, 2026	591,317,570	2,795	506,707	27,162	4,997,705	1,620	293,743
January 5, 2026	590,612,417	2,792	509,499	27,143	5,024,848	1,618	295,362
January 6, 2026	598,026,638	2,827	512,325	27,346	5,052,195	1,639	297,000
January 7, 2026	602,336,144	2,847	515,173	27,464	5,079,659	1,651	298,651
January 8, 2026	603,026,728	2,850	518,023	27,483	5,107,142	1,652	300,303
January 9, 2026	603,103,929	2,851	520,874	27,485	5,134,627	1,653	301,956
January 10, 2026	603,178,054	2,851	523,725	27,487	5,162,114	1,653	303,609
January 11, 2026	600,299,116	2,838	526,562	27,408	5,189,523	1,645	305,254
January 12, 2026	600,024,911	2,836	529,399	27,401	5,216,924	1,644	306,898
January 13, 2026	600,435,513	2,838	532,237	27,412	5,244,336	1,645	308,543
January 14, 2026	600,399,296	2,838	535,075	27,411	5,271,747	1,645	310,188
January 15, 2026	603,663,965	2,853	537,928	27,501	5,299,248	1,654	311,843
January 16, 2026	603,741,608	2,854	540,782	27,503	5,326,751	1,654	313,497
January 17, 2026	603,819,248	2,854	543,636	27,505	5,354,255	1,655	315,152
January 18, 2026	610,953,370	2,888	546,524	27,700	5,381,956	1,674	316,826
January 19, 2026	615,917,407	2,911	549,436	27,836	5,409,792	1,688	318,513
January 20, 2026	615,062,633	2,907	552,343	27,813	5,437,605	1,685	320,199
January 21, 2026	613,110,424	2,898	555,241	27,759	5,465,364	1,680	321,879
January 22, 2026	613,527,422	2,900	558,141	27,771	5,493,135	1,681	323,560
January 23, 2026	613,604,006	2,900	561,042	27,773	5,520,908	1,681	325,242
January 24, 2026	613,680,587	2,901	563,942	27,775	5,548,683	1,682	326,923
January 25, 2026	554,353,865	2,620	566,563	26,149	5,574,832	1,519	328,442
January 26, 2026	555,398,359	2,625	569,188	26,178	5,601,010	1,522	329,964
January 27, 2026	560,170,925	2,648	571,836	26,309	5,627,319	1,535	331,499
January 28, 2026	565,595,258	2,673	574,509	26,457	5,653,777	1,550	333,049
January 29, 2026	564,294,146	2,667	577,177	26,422	5,680,198	1,546	334,595
January 30, 2026	564,362,130	2,668	579,844	26,424	5,706,622	1,546	336,142
January 31, 2026	564,430,154	2,668	582,512	26,425	5,733,047	1,547	337,688
February 1, 2026	568,987,896	2,690	585,202	26,550	5,759,598	1,559	339,247
February 2, 2026	573,080,123	2,709	587,911	26,662	5,786,260	1,570	340,818
February 3, 2026	571,571,090	2,702	590,612	26,621	5,812,881	1,566	342,384
February 4, 2026	571,639,416	2,702	593,314	26,623	5,839,504	1,566	343,950
February 5, 2026	568,870,848	2,689	596,003	26,547	5,866,051	1,559	345,509
February 6, 2026	568,939,004	2,689	598,693	26,549	5,892,600	1,559	347,068
February 7, 2026	569,007,159	2,690	601,382	26,551	5,919,151	1,559	348,627
February 8, 2026	569,199,284	2,691	604,073	26,556	5,945,707	1,560	350,187
February 9, 2026	575,893,738	2,722	606,795	26,740	5,972,447	1,578	351,765
February 10, 2026	580,966,384	2,746	609,541	26,878	5,999,325	1,592	353,357
February 11, 2026	581,033,524	2,746	612,288	26,880	6,026,205	1,592	354,949
February 12, 2026	581,100,662	2,747	615,034	26,882	6,053,088	1,592	356,542
February 13, 2026	581,167,798	2,747	617,781	26,884	6,079,972	1,593	358,134
February 14, 2026	581,234,932	2,747	620,529	26,886	6,106,857	1,593	359,727
February 15, 2026	593,287,131	2,804	623,333	27,216	6,134,073	1,626	361,353



IDLC Balanced Fund

Fees Calculation on weekly average NAV

Period : July 01, 2025 - March 31, 2026

Week / Days	Average NAV	Trustee Fee		Management Fee		Amortization of BSEC Annual Fee	
		Amount	Cumulative Amount	Amount	Cumulative Amount	Amount	Cumulative Amount
February 16, 2026	591,297,342	2,795	626,128	27,162	6,161,235	1,620	362,973
February 17, 2026	590,273,800	2,790	628,918	27,133	6,188,368	1,617	364,590
February 18, 2026	591,877,522	2,798	631,716	27,177	6,215,546	1,622	366,212
February 19, 2026	592,798,686	2,802	634,518	27,203	6,242,748	1,624	367,837
February 20, 2026	592,861,805	2,802	637,320	27,204	6,269,953	1,625	369,461
February 21, 2026	592,926,210	2,803	640,123	27,206	6,297,159	1,625	371,086
February 22, 2026	597,069,152	2,822	642,945	27,320	6,324,478	1,636	372,722
February 23, 2026	601,351,798	2,842	645,788	27,437	6,351,915	1,648	374,370
February 24, 2026	604,518,593	2,857	648,645	27,524	6,379,439	1,656	376,026
February 25, 2026	610,223,399	2,884	651,529	27,680	6,407,119	1,672	377,698
February 26, 2026	613,852,772	2,902	654,431	27,779	6,434,898	1,682	379,380
February 27, 2026	613,913,831	2,902	657,333	27,781	6,462,680	1,682	381,063
February 28, 2026	613,978,006	2,902	660,235	27,783	6,490,462	1,682	382,745
March 1, 2026	607,576,366	2,872	663,107	27,607	6,518,070	1,665	384,410
March 2, 2026	610,412,970	2,885	665,992	27,685	6,545,755	1,673	386,082
March 3, 2026	594,283,950	2,809	668,801	27,243	6,572,998	1,628	387,711
March 4, 2026	595,725,199	2,816	671,617	27,283	6,600,281	1,632	389,343
March 5, 2026	587,601,123	2,777	674,394	27,060	6,627,341	1,610	390,953
March 6, 2026	587,666,859	2,778	677,172	27,062	6,654,403	1,610	392,564
March 7, 2026	587,732,592	2,778	679,950	27,064	6,681,467	1,610	394,174
March 8, 2026	573,276,743	2,710	682,660	26,668	6,708,135	1,571	395,745
March 9, 2026	586,469,392	2,772	685,432	27,029	6,735,164	1,607	397,352
March 10, 2026	594,230,959	2,809	688,241	27,242	6,762,406	1,628	398,980
March 11, 2026	592,989,592	2,803	691,044	27,208	6,789,614	1,625	400,605
March 12, 2026	597,655,327	2,825	693,869	27,336	6,816,950	1,638	402,243
March 13, 2026	597,722,029	2,825	696,694	27,338	6,844,287	1,638	403,881
March 14, 2026	597,788,730	2,826	699,520	27,339	6,871,626	1,638	405,519
March 15, 2026	591,641,743	2,797	702,317	27,171	6,898,797	1,621	407,140
March 16, 2026	593,011,684	2,803	705,120	27,209	6,926,006	1,625	408,765
March 17, 2026	593,079,263	2,803	707,923	27,210	6,953,216	1,625	410,390
March 18, 2026	593,146,839	2,804	710,727	27,212	6,980,429	1,625	412,016
March 19, 2026	593,214,413	2,804	713,531	27,214	7,007,643	1,626	413,641
March 20, 2026	593,281,984	2,804	716,335	27,216	7,034,859	1,626	415,267
March 21, 2026	593,349,553	2,805	719,140	27,218	7,062,076	1,626	416,893
March 22, 2026	593,417,120	2,805	721,945	27,220	7,089,296	1,626	418,519
March 23, 2026	593,484,684	2,805	724,750	27,221	7,116,517	1,626	420,145
March 24, 2026	589,947,871	2,789	727,539	27,125	7,143,642	1,617	421,762
March 25, 2026	591,065,940	2,794	730,332	27,155	7,170,797	1,620	423,381
March 26, 2026	591,133,544	2,794	733,127	27,157	7,197,954	1,620	425,001
March 27, 2026	591,201,145	2,795	735,921	27,159	7,225,113	1,620	426,621
March 28, 2026	591,268,743	2,795	738,716	27,161	7,252,274	1,620	428,241
March 29, 2026	587,091,050	2,775	741,491	27,046	7,279,320	1,609	429,850
March 30, 2026	583,459,074	2,758	744,249	26,947	7,306,267	1,599	431,449
March 31, 2026	579,968,088	2,741	746,990	26,851	7,333,118	1,589	433,038



IDLC Balanced Fund
FDR Schedule
As at March 31, 2026

Sl. No.	Instrument No	Deposited Bank	Rate	Opening / Renewal Date	Maturity Date	Principle Amount
1	1306011648833	Mutual Trust Bank PLC	9.50%	18-Jan-26	18-Apr-26	6,875,000
2	1306011648842	Mutual Trust Bank PLC	9.50%	18-Jan-26	18-Apr-26	6,875,000
3	1306011648851	Mutual Trust Bank PLC	9.50%	18-Jan-26	18-Apr-26	6,875,000
4	1306011648860	Mutual Trust Bank PLC	9.50%	18-Jan-26	18-Apr-26	6,875,000
Total Amount						27,500,000



IDLC Balanced Fund

Custodian Fee Calculation

Period : July 01, 2025 - March 31, 2026

Period	Listed	Non Listed	Total	Fee (%)	Cust. Fee	VAT 15%	Inc. VAT
July'2025	459,729,794	69,944,075	529,673,869	0.15%	64,226	9,634	73,860
August'2025	473,794,449	71,469,932	545,264,381	0.15%	66,417	9,963	76,380
September'2025	471,591,283	71,704,932	543,296,215	0.15%	73,278	10,992	84,270
October'2025	486,450,359	58,778,079	545,228,438	0.15%	69,198	10,380	79,578
November'2025	504,560,323	44,227,242	548,787,565	0.15%	70,257	10,539	80,796
December'2025	489,468,470	44,227,242	533,695,711	0.15%	75,324	11,299	86,622
January'2026	511,794,792	27,500,000	539,294,792	0.15%	73,833	11,075	84,908
February'2026	566,248,609	27,500,000	593,748,609	0.15%	69,054	10,358	79,412
March'2026	517,579,805	27,500,000	545,079,805	0.15%	78,089	11,713	89,803
					639,677	95,952	735,628

Details of CDBL Expenses

Period : July 01, 2025 - March 31, 2026

Particulars	Amount
CDS Bill & CDBL Connectivity Expense - July' 2025	12,541
CDS Bill & CDBL Connectivity Expense - Aug' 2025	21,655
CDS Bill & CDBL Connectivity Expense - Sep' 2025	11,732
CDS Bill & CDBL Connectivity Expense - Oct' 2025	6,205
CDS Bill & CDBL Connectivity Expense - Nov' 2025	9,340
CDS Bill & CDBL Connectivity Expense - Dec' 2025	8,890
CDS Bill & CDBL Connectivity Expense - Jan' 2026	7,592
CDS Bill & CDBL Connectivity Expense -Feb' 2026	15,069
CDS Bill & CDBL Connectivity Expense - Mar' 2026	10,951
CDBL Annual Fee 2025-26	52,900
	156,875



IDLC Balanced Fund
Capital Gain / (Loss) Statement
Period : July 01, 2025 - March 31, 2026

SL NO	NAME OF SECURITIES	NO OF SECURITIES	AVERAGE COST	TOTAL COST PRICE	AVERAGE SALE PRICE	TOTAL SALE PRICE	GAIN/(LOSS)
1	Eastern Bank PLC.	153,125	22.95	3,514,865	24.24	3,711,882	197,018
2	Prime Bank PLC.	1,410,450	27.88	39,330,234	32.22	45,448,634	6,118,400
3	British American Tobacco Bangladesh Company Limited	148,318	334.52	49,614,809	220.35	32,681,989	(16,932,819)
4	BRAC Bank PLC.	751,050	40.69	30,561,178	75.39	56,622,881	26,061,703
5	The City Bank PLC	1,578,003	24.82	39,172,962	25.30	39,929,834	756,872
6	Grameenphone Ltd.	209,692	263.83	55,323,414	302.45	63,421,159	8,097,745
7	Beximco Pharmaceuticals Ltd.	65,710	122.98	8,080,744	131.02	8,609,162	528,418
8	20Y BGTB 28/12/2042	325,000	83.54	27,150,185	89.07	28,946,580	1,796,395
9	Robi Axiata PLC.	515,000	32.12	16,541,441	29.64	15,264,931	(1,276,510)
				269,289,832		294,637,053	25,347,221



IDLC Balanced Fund
 Dividend Income Statement
 Period : July 01, 2025 - March 31, 2026

SL NO	NAME OF SECURITIES	RECORD DATE	NO. OF SHARE	FACE VALUE	TOTAL FACE VALUE AMOUNT	% OF DIVIDEND PER SHARE	TOTAL DIVIDEND	CASH RECEIVED DIVIDEND	DIVIDEND RECEIVABLE
1	APSCL Non-Convertible and Fully Redeemable Coupon Bearing Bond	7-Jul-25	5,779	2500	14,447,500	5.25%	758,494	758,494	-
2	Grameenphone Ltd.	13-Aug-25	209,692	10	2,096,920	110%	2,306,612	2,306,612	-
3	APSCL Non-Convertible and Fully Redeemable Coupon Bearing Bond	4-Jan-26	5,779	2,500	14,447,500	5.25%	758,494	758,494	-
TOTAL							3,823,600	3,823,600	-



IDLC Balanced Fund

Interest Income & Receivable Statement
Period : July 01, 2025 - March 31, 2026

A) INTEREST INCOME AND RECEIVABLE ON BANK ACCOUNT:

SL NO	BANK / INSTITUTION NAME	BRANCH	ACCOUNT NO	Purpose	RATE	AMOUNT	CASH RECEIVED	RECEIVABLE AMOUNT
1	BRAC Bank PLC.	Gulshan	1501203957267001	Investor	7.50%	1,089,939	729,030	360,909
2	BRAC Bank PLC.	Gulshan	1501203957267002	Operations	7.50%	25,515	15,134	10,381
3	BRAC Bank PLC.	Gulshan	1501203957267003	Trading	7.50%	448,109	306,699	141,410
4	The City Bank PLC.	Gulshan	11233351611001	Investor	5.00%	67,487	34,545	32,942
5	The City Bank PLC.	Gulshan	11233351611003	Trading	5.00%	10,356	6,904	3,452
6	The City Bank PLC.	Gulshan	11233351611002	Dividend	5.00%	9,365	9,330	35
7	Standard Chartered Bank	Gulshan	02-1308406-01	Investor	0.00%	-	-	-
Total Amount						1,650,771	1,101,641	549,131

B) INTEREST INCOME AND RECEIVABLE ON FDRs:

SL NO	BANK / INSTITUTION NAME	BRANCH	ACCOUNT NO	TYPE	RATE	AMOUNT	CASH RECEIVED	RECEIVABLE AMOUNT
1	IDLC Finance PLC	Corporate	10252236450713	FDR	10.10%	314,161	314,161	-
2	IDLC Finance PLC	Corporate	10252236450720	FDR	10.10%	278,756	278,756	-
3	IDLC Finance PLC	Corporate	10252236450721	FDR	10.10%	278,756	278,756	-
4	IDLC Finance PLC	Corporate	10252236450722	FDR	10.10%	278,756	278,756	-
5	IDLC Finance PLC	Corporate	10252236450723	FDR	10.10%	208,489	208,489	-
6	IDLC Finance PLC	Corporate	10252236450726	FDR	10.10%	234,742	234,742	-
7	IDLC Finance PLC	Corporate	10252236450727	FDR	10.10%	259,068	259,068	-
8	IDLC Finance PLC	Corporate	10252236450728	FDR	10.10%	259,068	259,068	-
9	IDLC Finance PLC	Corporate	10252236450729	FDR	10.75%	186,483	186,483	-
10	IDLC Finance PLC	Corporate	10252236450730	FDR	10.75%	185,830	185,830	-
11	IDLC Finance PLC	Corporate	10252236450731	FDR	10.75%	246,739	246,739	-
12	IDLC Finance PLC	Corporate	10252236450704	FDR	11.50%	315,608	315,608	-
13	IDLC Finance PLC	Corporate	10252236450717	FDR	11.50%	176,995	176,995	-
14	IDLC Finance PLC	Corporate	10252236450724	FDR	11.50%	343,080	343,080	-
15	IDLC Finance PLC	Corporate	10252236450725	FDR	11.50%	343,080	343,080	-
16	Mutual Trust Bank PLC	Corporate	1306011648833	FDR	9.50%	130,625	-	130,625
17	Mutual Trust Bank PLC	Corporate	1306011648842	FDR	9.50%	130,625	-	130,625
18	Mutual Trust Bank PLC	Corporate	1306011648851	FDR	9.50%	130,625	-	130,625
19	Mutual Trust Bank PLC	Corporate	1306011648860	FDR	9.50%	130,625	-	130,625
Total Amount						4,432,114	3,909,613	522,501

C) COUPON ON BOND:

SL NO	NAME OF INSTRUMENT	INSTRUMENT NUMBER	TOTAL FACE VALUE OF INSTRUMENT	PURCHASE DATE	MATURITY DATE	LAST COUPON DATE	NEXT COUPON DATE	COUPON RATE (%)	INTEREST ON BOND	PRIOR PERIOD RECEIVABLE	HOLDING PERIOD INTEREST	CASH RECEIVED	RECEIVABLE AMOUNT
1	20Y BGTB 25/01/2043	B00943281206	24,000,000	26-Jun-24	25-Jan-43	25-Jan-26	25-Jul-26	8.89%	1,597,349	925,250	-	2,133,600	389,000
2	20Y BGTB 25/01/2043	B00943281206	36,000,000	30-Jan-25	25-Jan-43	25-Jan-26	25-Jul-26	8.89%	2,405,010	1,379,177	-	3,200,400	583,787
3	20Y BGTB 25/01/2043	B00943281206	7,000,000	28-Sep-25	25-Jan-43	25-Jan-26	25-Jul-26	8.89%	314,402	-	109,917	311,150	113,169
4	20Y BGTB 28/07/2044	B00944051202	9,500,000	28-Jul-24	28-Jul-44	28-Jan-26	28-Jul-26	12.75%	906,764	515,282	-	1,211,250	210,797
5	20Y BGTB 28/07/2044	B00944051202	10,600,000	28-Aug-24	28-Jul-44	28-Jan-26	28-Jul-26	12.75%	1,011,757	574,947	-	1,351,499	235,205
6	20Y BGTB 28/07/2044	B00944051202	9,600,000	30-Oct-24	28-Jul-44	28-Jan-26	28-Jul-26	12.75%	916,311	520,708	-	1,224,001	213,018
7	20Y BGTB 28/12/2042	B00942241201	32,500,000	26-Feb-25	28-Dec-42	28-Dec-25	28-Jun-26	8.95%	1,009,277	23,886	-	1,033,163	-
8	20Y BGTB 28/12/2042	B00942241201	45,000,000	28-Aug-25	28-Dec-42	28-Dec-25	28-Jun-26	8.95%	2,382,569	-	671,250	2,013,750	1,040,069
9	20Y BGTB 28/05/2045	B00945461202	84,500,000	29-May-25	28-May-45	28-Nov-25	28-May-26	12.24%	7,757,720	955,585	-	5,171,400	3,541,905
10	20Y BGTB 28/05/2045	B00945461202	42,400,000	25-Jun-25	28-May-45	28-Nov-25	28-May-26	12.24%	3,892,631	479,489	-	2,594,880	1,777,240
11	20Y BGTB 28/05/2045	B00945461202	16,800,000	30-Jul-25	28-May-45	28-Nov-25	28-May-26	12.24%	1,380,317	-	352,033	1,028,160	704,190
Total Amount									23,574,107	5,374,324	1,133,200	21,273,253	8,808,379

