

IDLC Balanced Fund

As at and For the period Ended December 31, 2024

IDLC Balanced Fund
Statement of Financial Position
As at December 31, 2024


Particulars	Notes	Amount in BDT	
		December 31, 2024	June 30, 2024
ASSETS			
Non Current Asset			
Preliminary and Issue Expenses	3	-	60,511
		-	60,511
Current Asset			
Investment in Securities at Market Price	4	356,465,980	309,657,145
Investment in Govt./Govt. Backed Securities (T-Bond)	5	47,300,138	17,408,579
Investment in Govt./Govt. Backed Securities (T-Bill)	6	-	39,395,265
Interest, Dividend & Trade Receivables	7	7,456,033	2,818,064
Advances, Deposits and Prepayments	8	634,970	735,024
Cash and Cash Equivalents	9	103,330,649	119,296,256
		515,187,770	489,310,333
Total Assets		515,187,770	489,370,843
UNITHOLDERS' EQUITY			
Capital Fund	10	500,098,360	506,073,240
Unit Premium / (Discount)	11	(37,418,789)	(36,759,824)
Investors' Available Balance		2,750	2,799
Retained Earnings	12	49,178,557	16,588,202
Total Equity		511,860,877	485,904,416
LIABILITIES			
Non Current Liabilities			
		-	-
Current Liabilities			
Fees & Commission Payables	13	2,781,268	2,724,354
Other Payables	14	543,105	739,545
Unclaimed Dividend	15	2,520	2,528
		3,326,893	3,466,427
Total Liabilities		3,326,893	3,466,427
Total Equity and Liabilities		515,187,770	489,370,843
Net Asset Value (NAV) Per Unit			
At Cost Price	16	10.54	10.24
At Market Price	17	10.24	9.60

The annexed notes from 1 to 24 an integral part of these financial statements.

The financial statements were approved by the Board of Trustees on January .27., 2025 and were signed on its behalf by:


Chairman, Trustee
Investment Corporation of
Bangladesh


Member, Trustee
Investment Corporation of
Bangladesh


Asset Manager
IDLC Asset Management Ltd.



IDLC Balanced Fund
Statement of Profit or Loss and Other Comprehensive Income
For the period Ended December 31, 2024

Particulars	Notes	Amount in BDT			
		July 01, 2024 - December 31, 2024	July 01, 2023 - December 31, 2023	October 01, 2024 - December 31, 2024	October 01, 2023 - December 31, 2023
INCOME					
Capital Gain	18	2,483,701	383,168	-	-
Dividend Income	19	11,625,921	3,574,703	5,442,880	1,806,193
Interest Income	20	7,530,266	7,492,419	3,613,033	3,893,630
Accrued TDS reversed		256,020	-	-	-
Total Income		21,895,908	11,450,290	9,055,913	5,699,823
EXPENDITURE					
Management fee	Annexure C	4,580,739	4,599,232	2,280,864	2,298,619
Amortization of preliminary and issue expenses	3	60,511	618,556	-	309,278
Trustee fee	Annexure C	443,392	445,532	219,772	222,594
Publication and Other Expenses	21	175,493	226,422	49,902	89,039
BSEC annual fee	Annexure C	257,039	258,279	127,404	129,040
Tax Deducted at Source		-	-	-	(90,823)
Custodian fee	Annexure E	409,901	446,457	200,904	289,177
Bank charges and Excise Duty		108,550	117,113	51,840	100,398
Sales agent commission		135,081	258,551	62,982	95,320
CDBL Expense	Annexure E	87,107	53,240	12,984	50,954
Total Expenditure		6,257,812	7,023,383	3,006,651	3,493,596
Income Before Provision		15,638,096	4,426,907	6,049,262	2,206,227
(Provision) / write back of provision for diminution in value of investments	22	16,952,259	432,879	(436,404)	(218,676)
Net Income		32,590,355	4,859,786	5,612,858	1,987,551
Total Comprehensive Income		32,590,355	4,859,786	5,612,858	1,987,551
Earnings Per Unit	23	0.65	0.10	0.11	0.04

The annexed notes from 1 to 24 an integral part of these financial statements.

The financial statements were approved by the Board of Trustees on January 27, 2025 and were signed on its behalf by:


Chairman, Trustee
Investment Corporation of Bangladesh


Member, Trustee
Investment Corporation of Bangladesh


Asset Manager
IDLC Asset Management Ltd.



IDLC Balanced Fund

Statement of Changes in Equity

For the period Ended December 31, 2024

Amount in BDT

Particulars	Capital fund	Unit premium/ (discount)	Investors' balance	Retained earnings	Total equity
Opening Balance	506,073,240	(36,759,824)	2,799	16,588,202	485,904,416
Unit Subscribed / (Redeemed) During the Period, Net	(5,974,880)	(658,965)	-	-	(6,633,845)
Investors' Balance	-	-	(49)	-	(49)
Net Income During the period	-	-	-	32,590,354	32,590,354
As at December 31, 2024	500,098,360	(37,418,789)	2,750	49,178,557	511,860,877

Statement of Changes in Equity

For the period Ended December 31, 2023

Amount in BDT

Particulars	Capital fund	Unit premium/ (discount)	Investors' balance	Retained earnings	Total equity
Opening Balance	484,328,290	(49,695,761)	3,574	84,142,565	518,778,668
Unit Subscribed / (Redeemed) During the Period, Net	25,669,820	183,286	-	-	25,853,106.69
Investors' Balance	-	-	(344)	-	(344)
Net Income During the period	-	-	-	4,859,785	4,859,785
Dividend adjustment for the year 2018	-	13,012,863	-	(13,012,863)	-
Dividend paid During the period	-	-	-	(33,902,980)	(33,902,980)
As at December 31, 2023	509,998,110	(36,499,612)	3,230	42,086,507	515,588,236

The annexed notes from 1 to 24 an integral part of these financial statements.


The financial statements were approved by the Board of Trustees on January 27, 2025 and were signed on its behalf by:



Chairman, Trustee
Investment Corporation of Bangladesh



Member, Trustee
Investment Corporation of Bangladesh



Asset Manager
IDLC Asset Management Ltd.



IDLC Balanced Fund


Statement of Cash Flows

For the period Ended December 31, 2024


Particulars	Notes	Amount in BDT	
		July 01, 2024 - December 31, 2024	July 01, 2023 - December 31, 2023
A. Cash Flows From/ (Used in) Operating Activities			
Capital Gain / (Loss) Realized in Cash	24	2,695,005	(641,910)
Dividend Income Received in Cash	25	8,722,411	3,461,013
Interest Income / Profit Realized in Cash	26	5,035,945	6,562,345
Income from Govt. / Govt. Backed Securities	27	1,293,064	-
Advances, Deposits and Prepayments	28	66,374	(455,174)
Payment Made for Expenses	29	(5,452,179)	(4,395,122)
Net Cash Flows From/ (Used in) Operating Activities		12,360,620	4,531,153
B. Cash Flows From/ (Used in) Investing Activities			
Investment in Marketable Securities		(152,208,579)	(14,679,774)
Investment in Govt. / Govt. Backed Securities		(29,712,950)	(101,096,195)
Investment in IPO Shares		-	(36,950)
Proceeds from Sell of Govt. / Govt. Backed Securities		38,876,920	-
Proceeds from Sell of Marketable Securities		121,732,938	22,320,876
		(21,311,670)	(93,492,044)
C. Cash Flows From/ (Used in) Financing Activities			
Unit Capital, Net		(5,974,880)	25,669,820
Unit Premium / (Discount)		(658,965)	183,286
Increase / (Decrease) of Payable to Investors		(380,653)	(206,262)
Increase / (Decrease) of Investor's Balance		(49)	(344)
Dividend paid for the period	30	(8)	(33,896,054)
Net Cash Used in Financing Activities		(7,014,556)	(8,249,554)
D. Net Increase / (Decrease) in Cash and Cash		(15,965,607)	(97,210,444)
E. Opening Cash and Cash Equivalents		119,296,256	182,886,919
F. Closing Cash and Cash Equivalents (D+E)		103,330,649	85,676,475
Net Operating Cash flow Per Unit	31	0.25	0.09

The annexed notes from 1 to 24 an integral part of these financial statements.

The financial statements were approved by the Board of Trustees on January 27, 2025 and were signed on its behalf by:


Chairman, Trustee
Investment Corporation of Bangladesh


Member, Trustee
Investment Corporation of Bangladesh


Asset Manager
IDLC Asset Management Ltd.



IDLC Balanced Fund
Notes to the Financial Statements
As at and For the period Ended December 31, 2024

1.00 Introduction of the Fund and its Activities

1.01 Legal status and Key partners of the Fund

IDLC Balanced Fund (here-in-after referred to as “the Fund”), a Trust property, was established on February 05, 2017 under the Trust Act, 1882 and registered under the Registration Act, 1908 and subsequently on March 07, 2017 registered as a Mutual Fund from the Bangladesh Securities and Exchange Commission with an initial paid up capital of BDT 500 million divided into 50 million units of BDT 10 each under the Securities and Exchange Commission (Mutual Fund) Rules, 2001 as an Open End Mutual Fund vide registration no. BSEC/MUTUAL FUND/2017/77.

Investment Corporation of Bangladesh (ICB), the Trustee of the Fund, in its 170th meeting held on July 18, 2017 approved the size of the Fund to be increased upto BDT 1,500 million.

Key partners of the Fund are as Follows:

Sponsor	: IDLC Finance PLC.
Registered Address	: Bay's Galleria (1 st Floor), 57 Gulshan Avenue, Dhaka 1212.
Trustee & Custodian	: Investment Corporation of Bangladesh
Registered Address	: BDBL Bhaban, 8, RAJUK Avenue, Dhaka 1000.
Asset Manager	: IDLC Asset Management Ltd.
Registered Address	: Symphony (Level – 04), Plot - SE (F): 9, Road - 142, Gulshan Avenue, Bir Uttam Mir Shawkat Sarak, Dhaka 1212.

1.02 Principal activities and nature of operation

IDLC Balanced Fund is an Open End Mutual Fund which is a professionally managed portfolio of equity stocks and fixed income instruments. Investors buy units of the Fund by paying an amount equivalent to the purchase price and the Asset Manager makes investments on their behalf. An unit represents a portion of the fund's holdings.

The target group of investors comprises both Institutions and Individuals. Units of the Fund can be subscribed/ redeemed through IDLC Asset Management Ltd. and authorized selling agents appointed by the Asset Manager from time to time and any other procedure as prescribed by the Asset Manager. Surrender of units is allowed only through IDLC Asset Management Ltd. or the selling agents from which the units are originally purchased.

2.00 Objectives

The objective of the IDLC Balanced Fund is to generate capital appreciation along with current income in the form of dividend from a combined portfolio of equity, debt and money market instruments.



			Amount in BDT	
			December 31, 2024	June 30, 2024
3.00 Preliminary and Issue Expenses				
Opening Balance	3.01		60,511	1,290,900
Less: Amortized During the Period			(60,511)	(1,230,389)
			<u>-</u>	<u>60,511</u>
3.01 Opening Balance				
Formation Fee			5,000,000	5,000,000
Management Fee			3,200,000	3,200,000
Application and Registration Fees Paid to BSEC			1,010,000	1,010,000
CDBL Fees			40,000	40,000
Trust Deed Registration Fees			160,870	160,870
Printing and Publication			852,559	852,559
Bank Charges			31,305	31,305
			<u>10,294,733</u>	<u>10,294,733</u>
Less: Interest Income from Escrow Account			(1,705,542)	(1,705,542)
			<u>8,589,191</u>	<u>8,589,191</u>
Less: Amortized Balance			(8,528,680)	(7,298,291)
			<u>60,511</u>	<u>1,290,900</u>
4.00 Investment in Securities at Market Price				
Investment in Listed Securities at Cost Price	4.01		371,746,071	341,889,495
Investment in Initial Public Offering (IPO)	4.02		-	-
			<u>371,746,071</u>	<u>341,889,495</u>
Add / (Less): Unrealized Gain / (Loss)			(15,280,091)	(32,232,350)
Investment at market value			<u>356,465,980</u>	<u>309,657,145</u>
<i>Please see Annexure A for Details calculation.</i>				
4.01 Investment in Listed Securities at Cost Price				
Bank			108,179,930	49,835,846
Cement			-	49,506,110
Corporate Bond			21,542,089	21,513,509
Food & Allied			41,621,377	41,621,377
Pharmaceuticals & Chemicals			123,766,190	131,367,958
Textiles			13,688,835	-
Telecommunication			62,947,650	48,044,695
			<u>371,746,071</u>	<u>341,889,495</u>
<i>Details are mentioned in Annexure A.</i>				
5.00 Investment in Govt. / Govt. Backed Securities (T-Bond)				
G-SEC (Listed T.Bond)			47,116,670	17,403,720.00
Add: Appreciation (or Diminution) in the Fair Value of Investments			183,468	4,859
			<u>47,300,138</u>	<u>17,408,579</u>
<i>Details are mentioned in Annexure B.</i>				
6.00 Investment in Govt. / Govt. Backed Securities (T-Bill)				
Investment in Treasury Bills (91 Days / 182 Days / 364 Days)			-	38,876,920
Add: Accrued Interest			-	518,345
			<u>-</u>	<u>39,395,265</u>



		Amount in BDT	
		December 31, 2024	June 30, 2024
7.00 Interest, Dividend & Trade Receivables			
Interest Receivables	7.01	3,747,963	2,421,264
Receivables on Sale of Securities		407,761	-
Dividend Receivables	7.02	3,300,310	396,800
		7,456,033	2,818,064

7.01 Interest Receivables

Term Deposits	1,204,768	1,495,141
Treasury Bond	2,543,195	926,123
	3,747,963	2,421,264

7.02 Dividend Receivables

Square Textiles PLC	776,330	396,800
Beximco Pharmaceuticals Ltd.	2,523,980	-
	3,300,310	396,800

8.00 Advances, Deposits and Prepayments

Annual fee - BSEC	203,368	460,406
Trustee fee	431,602	18,597
Withholding AIT - Dividend	-	256,020
	634,970	735,024

9.00 Cash and Cash Equivalents

Bank Deposit	9.01	23,295,024	25,239,940
Term Deposit	9.02	80,035,625	94,056,316
		103,330,649	119,296,256

9.01 Bank Deposit

Bank	Account No.	Purpose		
BRAC Bank PLC.	1501203957267001	Investor	16,698,135	17,517,738
	1501203957267002	Operations	4,231,749	894,751
	1501203957267003	Trading	1,902,457	5,791,714
City Bank PLC.	1123351611001	Investor	151,480	148,189
	1123351611003	Trading	263,874	792,702
	1123351611002	Dividend	3,621	3,575
Standard Chartered Bank	02-1308406-01	Investor	43,706	91,271
Total			23,295,024	25,239,940

9.02 Term Deposit

Bank	Tenure		
IDLC Finance PLC	3 Months	80,035,625	94,056,316
Total		80,035,625	94,056,316

Details are mentioned in Annexure D.



		Amount in BDT																	
		December 31, 2024	June 30, 2024																
10.00 Capital Fund																			
Opening Balance		506,073,240	484,328,290																
Add: Units Subscribed During the Period		22,262,830	82,396,340																
Less: Units Redeemed During the Period		(28,237,710)	(60,651,390)																
		500,098,360	506,073,240																
10.01 Capital Allotment, Net																			
	<table border="1"> <thead> <tr> <th>Allotment period</th><th>Investor Category</th><th>No. of Units</th><th>Face Value</th></tr> </thead> <tbody> <tr> <td>2017 - 2024</td><td>Sponsor & General Investors</td><td>50,607,324</td><td>10</td></tr> <tr> <td>2024 - 2025</td><td>General Investors</td><td>(597,488)</td><td>10</td></tr> <tr> <td>Total</td><td></td><td>50,009,836</td><td></td></tr> </tbody> </table>	Allotment period	Investor Category	No. of Units	Face Value	2017 - 2024	Sponsor & General Investors	50,607,324	10	2024 - 2025	General Investors	(597,488)	10	Total		50,009,836			
Allotment period	Investor Category	No. of Units	Face Value																
2017 - 2024	Sponsor & General Investors	50,607,324	10																
2024 - 2025	General Investors	(597,488)	10																
Total		50,009,836																	
		506,073,240	506,073,240																
		(5,974,880)	-																
		500,098,360	506,073,240																
<i>All the transactions are held through Banking Channel.</i> <i>% of total holding (Sponsor 28.7%, Institution 35.9 % & Individual 35.4%)</i>																			
11.00 Unit Premium / (Discount)																			
Opening Balance		(36,759,824)	(49,695,761)																
Less: Dividend adjustment for the year 2018		-	13,012,863																
Add: Addition for change in Unit Premium / (Discount)		250,803	-																
Add: Reverse for change in Unit Premium / (Discount)		(909,769)	(76,926)																
		(37,418,789)	(36,759,824)																
12.00 Retained Earnings																			
Opening Balance		16,588,202	84,142,565																
Less: Dividend Paid During the Period		-	(33,902,980)																
		16,588,202	50,239,585																
Less: Dividend adjustment for the year 2018			(13,012,863)																
Add: Net Income During the Period		32,590,355	(20,638,520)																
		49,178,557	16,588,202																
13.00 Fees & Commission Payables																			
Management Fees		2,280,864	2,165,540																
Custodian Fees		410,194	377,851																
Sales Agent Commission		78,655	145,587																
Audit Fees		-	34,500																
CDBL Fees		11,555	875																
		2,781,268	2,724,354																
14.00 Other Payables																			
Publication and Other Operational Expenses		49,602	61,824																
Payable to Investors		41,046	421,700																
Payment in Process		452,457	-																
Provision for Tax		-	256,020																
		543,105	739,545																
15.00 Unclaimed Dividend																			
Unclaimed 2023-2024		666	666																
Unclaimed 2022-2023		1,854	1,854																
Unclaimed 2021-2022		-	8																
		2,520	2,528																



		Amount in BDT	
		December 31, 2024	June 30, 2024
16.00	Net Asset Value (NAV) Per Unit at Cost Price		
	Total Asset Value at Market Price	515,187,770	489,370,843
	Less: Unrealized Gain / (Loss)	(15,280,091)	(32,232,350)
	Total Asset Value at Cost Price	530,467,861	521,603,194
	Less: Fees & Commission Payables	2,781,268	2,724,354
	Other Payables	543,105	739,545
	Unclaimed Dividend	2,520	2,528
	Total NAV at Cost Price	527,140,968	518,136,767
	Number of Units	50,009,836	50,607,324
		10.54	10.24
17.00	Net Asset Value (NAV) Per Unit at Market Price		
	Total Asset Value at Market Price	515,187,770	489,370,843
	Less: Fees & Commission Payables	2,781,268	2,724,354
	Other Payables	543,105	739,545
	Unclaimed Dividend	2,520	2,528
	Total NAV at Market Price	511,860,877	485,904,416
	Number of Units	50,009,836	50,607,324
		10.24	9.60




		Amount in BDT	
		July 01, 2024 - December 31, 2024	July 01, 2023 - December 31, 2023
18.00 Capital Gain			
BRAC Bank PLC.	7,027,582	-	
Prime Bank PLC.	103,683	-	
LafargeHolcim Bangladesh PLC.	(10,437,433)	-	
APSCL Non-Convertible and Fully Redeemable Coupon Bearing Bond	-	26,577	
Beximco Pharmaceuticals Ltd.	(211,304)	-	
Marico Bangladesh Limited	-	43,942	
Square Pharmaceuticals PLC.	543	-	
MK Footware PLC.	-	312,649	
Grameenphone Ltd.	6,000,629	-	
	2,483,701	383,168	
Details are mentioned in Annexure F.			
19.00 Dividend Income			
BRAC Bank PLC.	7	44,561	
APSCL Non-Convertible and Fully Redeemable Coupon Bearing Bond	1,136,363	1,515,150	
British American Tobacco Bangladesh Company Limited	1,249,770		
Beximco Pharmaceuticals Ltd.	2,523,980	1,155,193	
The IBN SINA Pharmaceutical Industry PLC.	-	208,800	
Marico Bangladesh Limited	2,876,800	-	
Square Textiles PLC	776,330	-	
Square Pharmaceuticals PLC.	-	651,000	
Grameenphone Ltd.	3,062,672	-	
	11,625,921	3,574,703	
Details are mentioned in Annexure G.			
20.00 Interest Income			
Term Deposit	3,219,638	4,929,735	
Bank Deposit	1,269,913	871,270	
Treasury Bills	604,735	1,691,415	
Treasury Bond	2,435,980	-	
	7,530,266	7,492,419	
Details are mentioned in Annexure H.			
21.00 Publication and Other Expenses			
Renewal and Registration Fees	-	26,900	
Printing and Publication Expenses	161,471	163,296	
BO Account Fee	1,800	1,800	
Other Operational Expense	12,222	34,426	
	175,493	226,422	
22.00 (Provision) / Write Back of Provision for Diminution in Value of Investments			
Opening Balance	(32,232,350)	(4,460,829)	
Required (Provision) / Write Back of Provision Against Diminution in Value of Investments	16,952,259	432,879	
	(15,280,091)	(4,027,951)	
23.00 Earnings Per Unit			
Net Income for the period	32,590,355	4,859,786	
Number of Units	50,009,836	50,999,811	
	0.65	0.10	

****Other Comprehensive Income (OCI) is not considered for Earnings Per Unit (EPU) Calculation.**



		Amount in BDT	
		July 01, 2024 - December 31, 2024	July 01, 2023 - December 31, 2023
24.00 Capital Gain / (Loss) realized in Cash			
Capital Gain / (Loss) realized in Cash		2,695,005	(641,910)
		<u>2,695,005</u>	<u>(641,910)</u>
25.00 Dividend Income Received in Cash			
Dividend Income from investment in securities		11,625,921	3,574,703
Add : Prior Year Dividend Receivable		396,800	2,184,800
Less : Current Year Dividend Receivable		(3,300,310)	(2,298,490)
		<u>8,722,411</u>	<u>3,461,013</u>
26.00 Interest Income / Profit Realized in Cash			
Interest Income / Profit Realized in Cash		4,745,571	5,801,004
Add : Prior Year Interest Income / Profit Receivable		1,495,141	1,859,246
Less : Current Year Interest Income / Profit Receivable		(1,204,768)	(1,097,905)
		<u>5,035,945</u>	<u>6,562,345</u>
27.00 Income from Govt. / Govt. Backed Securities in cash			
Interest Income / Profit Realized in Cash		3,040,715	-
Add : Receivable from Last Period Less Holding Period Interest		547,652	-
Less : Receivable of Current Period Less Holding Period Interest		(2,116,694)	-
Add : Prior period Amortization		4,859	-
Less : Current Period Amortization		(183,468)	-
		<u>1,293,064</u>	<u>-</u>
28.00 Advances, Deposits and Prepayments		<u>66,374</u>	<u>(455,174)</u>
29.00 Payment Made for Expenses			
Total Operating Expenses		6,257,812	7,023,383
Less : Amortization of preliminary and issue expenses		(60,511)	(618,556)
Less : Amortization of Advance Payment (Trustee & BSEC Fee)		(700,430)	(703,811)
Add : Prior year Operating Expense Payable		2,786,178	2,808,323
Less : Current year operating expense payable		(2,830,870)	(4,114,216)
		<u>5,452,179</u>	<u>4,395,122</u>
30.00 Dividend Paid during the year			
Dividend Declared during the year		-	33,902,980
Add : Prior year Dividend Payable		2,528	1,862
Less : Current Year Dividend Payable		(2,520)	(8,788)
		<u>8</u>	<u>33,896,054</u>
31.00 Net Operating Cash Flow Per Unit			
Net Operating Cash Flow for the period		12,360,620	4,531,153
Number of Units		50,009,836	50,999,811
		<u>0.25</u>	<u>0.09</u>


 Chairman, Trustee
 Investment Corporation of Bangladesh


 Member, Trustee
 Investment Corporation of Bangladesh


 Asset Manager
 IDLC Asset Management Ltd.



IDLC Balanced Fund
Details of Investment in Securities
As at December 31, 2024

A. Investment in Listed Securities

Amount in BDT

Sl.	Sector	Scripcode	Name of The Company	No. of Securities	Avg. Cost	Total Cost Price	Market Value	Total Market Price	% of Total Assets	Unrealized Gain/ (Loss)
1	Bank	BRACBANK	BRAC Bank PLC.	943,112	35.39	33,378,584	49.00	46,212,488	8.97%	12,833,904
2		CITYBANK	City Bank PLC.	556,300	24.60	13,686,425	22.40	12,461,120	2.42%	(1,225,305)
3		EBL	Eastern Bank PLC.	875,000	26.97	23,599,807	24.70	21,612,500	4.20%	(1,987,307)
4		PUBALIBANK	Pubali Bank PLC.	704,000	27.38	19,276,856	29.30	20,627,200	4.00%	1,350,344
5		PRIMEBANK	Prime Bank PLC.	805,500	22.64	18,238,258	23.40	18,848,700	3.66%	610,442
						108,179,930		119,762,008	23.25%	11,582,078
6	Corporate Bond	APSCLBOND	APSCL Non-Convertible and Fully Redeemable Coupon Bearing Bond	5,779	3,727.65	21,542,089	4,100.00	23,693,900	4.60%	2,151,811
						21,542,089		23,693,900	4.60%	2,151,811
7	Food & Allied	BATBC	British American Tobacco Bangladesh Company Limited	83,318	499.55	41,621,377	367.60	30,627,697	5.94%	(10,993,680)
						41,621,377		30,627,697	5.94%	(10,993,680)
8	Pharmaceuticals & Chemicals	BXPHARMA	Beximco Pharmaceuticals Ltd.	625,995	123.81	77,506,742	81.60	51,081,192	9.92%	(26,425,550)
		MARICO	Marico Bangladesh Limited	19,840	2,331.63	46,259,449	2,282.80	45,290,752	8.79%	(968,697)
						123,766,190		96,371,944	18.71%	(27,394,246)
9	Telecommunication	GP	Grameenphone Ltd.	147,417	241.41	35,587,939	323.10	47,630,433	9.25%	12,042,494
10		ROBI	Robi Axiata PLC.	932,700	29.33	27,359,711	28.30	26,395,410	5.12%	(964,301)
						62,947,650		74,025,843	14.37%	11,078,193
11	Textiles	SQUARETEXT	Square Textiles PLC.	242,603	56.42	13,688,835	49.40	11,984,588	2.33%	(1,704,247)
						13,688,835		11,984,588	2.33%	(1,704,247)
Sub-Total						371,746,071		356,465,980	69.19%	(15,280,091)
B. Investment in Initial Public Offering (IPO)										
						-		-	0.00%	-
Sub-Total						-		-	0.00%	-
Grand Total						371,746,071		356,465,980	69.19%	(15,280,091)



IDLC Balanced Fund
Details of Investment in Govt. / Govt. Backed Securities (T-Bond)
As at 31 December 2024

A. Investment in Govt. / Govt. Backed Securities (T-Bond)

Amount in BDT

Sl.	Name of the Instrument	Instrument Type	No. of Securities	Purchase Date	Maturity date	Face Value	Average Cost	Total Cost	Yield	Average Fair value	Total Fair value	% of Total Assets	Appreciation (or Diminution)
1	20Y BGTB 25/01/2043	G-SEC (T.Bond)	240,000	26-Jun-24	25-Jan-43	24,000,000	72.52	17,403,720	12.79%	73.28	17,587,409	3.41%	183,689
2	20Y BGTB 28/07/2044	G-SEC (T.Bond)	95,000	28-Jul-24	28-Jul-44	9,500,000	100.07	9,506,831	12.74%	100.07	9,506,684	1.85%	(147)
3	20Y BGTB 28/07/2044	G-SEC (T.Bond)	96,000	30-Oct-24	28-Jul-44	9,600,000	100.04	9,603,734	12.74%	100.04	9,603,702	1.86%	(33)
4	20Y BGTB 28/07/2044	G-SEC (T.Bond)	106,000	28-Aug-24	28-Jul-44	10,600,000	100.02	10,602,385	12.74%	100.02	10,602,344	2.06%	(41)
								<u>47,116,670</u>			<u>47,300,138</u>	<u>9.18%</u>	<u>183,468</u>



IDLC Balanced Fund

Fees Calculation on weekly average NAV

Period : July 01, 2024 - December 31, 2024

Week	Average NAV	Trustee Fee		Management Fee		Amortization of BSEC Annual Fee	
		Amount	Cumulative Amount	Amount	Cumulative Amount	Amount	Cumulative Amount
(Jul 1 - Jul 6), 2024	488,605,223	13,856	13,856	145,146	145,146	8,033	8,033
(Jul 7 - Jul 13), 2024	492,614,828	16,298	30,154	170,490	315,636	9,448	17,481
(Jul 14 - Jul 20), 2024	491,267,942	16,254	46,408	170,103	485,739	9,422	26,903
(Jul 21 - Jul 27), 2024	492,398,446	16,291	62,699	170,428	656,167	9,444	36,347
(Jul 28 - Aug 3), 2024	489,741,447	16,203	78,902	169,663	825,830	9,393	45,740
(Aug 4 - Aug 10), 2024	508,487,293	16,823	95,725	174,239	1,000,069	9,753	55,493
(Aug 11 - Aug 17), 2024	542,699,803	17,955	113,680	180,798	1,180,867	10,409	65,901
(Aug 18 - Aug 24), 2024	536,802,942	17,759	131,439	179,664	1,360,531	10,295	76,197
(Aug 25 - Aug 31), 2024	532,767,658	17,626	149,065	178,890	1,539,421	10,218	86,414
(Sep 1 - Sep 7), 2024	535,302,644	17,710	166,774	179,376	1,718,797	10,266	96,681
(Sep 8 - Sep 14), 2024	527,933,039	17,465	184,240	177,962	1,896,759	10,125	106,806
(Sep 15 - Sep 21), 2024	520,985,472	17,236	201,476	176,630	2,073,389	9,992	116,798
(Sep 22 - Sep 28), 2024	521,254,166	17,245	218,721	176,683	2,250,072	9,997	126,795
(Sep 29 - Oct 5), 2024	511,943,012	16,937	235,658	174,897	2,424,970	9,818	136,613
(Oct 6 - Oct 12), 2024	505,412,054	16,721	252,379	173,645	2,598,615	9,693	146,306
(Oct 13 - Oct 19), 2024	502,955,626	16,640	269,018	173,174	2,771,789	9,646	155,953
(Oct 20 - Oct 26), 2024	492,174,380	16,283	285,301	170,360	2,942,149	9,440	165,392
(Oct 27 - Nov 2), 2024	494,370,259	16,356	301,657	170,992	3,113,140	9,482	174,874
(Nov 3 - Nov 9), 2024	505,431,893	16,722	318,379	173,651	3,286,792	9,694	184,568
(Nov 10 - Nov 16), 2024	511,760,931	16,932	335,311	174,866	3,461,658	9,815	194,383
(Nov 17 - Nov 23), 2024	507,939,174	16,805	352,116	174,133	3,635,791	9,742	204,125
(Nov 24 - Nov 30), 2024	506,880,846	16,770	368,886	173,931	3,809,722	9,722	213,847
(Dec 1 - Dec 7), 2024	507,494,642	16,791	385,677	174,049	3,983,770	9,734	223,580
(Dec 8 - Dec 14), 2024	504,354,858	16,687	402,363	173,447	4,157,217	9,673	233,254
(Dec 15 - Dec 21), 2024	510,353,318	16,885	419,248	174,597	4,331,814	9,788	243,042
(Dec 22 - Dec 28), 2024	510,296,032	16,883	436,132	174,586	4,506,400	9,787	252,830
(Dec 29 - Dec 31), 2024	512,011,986	7,260	443,392	74,339	4,580,739	4,209	257,038



Annexure D

IDLC Balanced Fund
FDR Schedule
As on 31 December 2024

Sl. No.	Instrument No	Deposited Bank / NBFI	Rate	Opening Date	Maturity Date	Principle Amount
1	10252236450704	IDLC Finance PLC	12.00%	4-Feb-24	4-Feb-25	7,613,837
2	10252236450706	IDLC Finance PLC	12.00%	5-Jun-24	5-Mar-25	7,421,788
3	10252236450711	IDLC Finance PLC	12.00%	6-Nov-24	6-Feb-25	6,000,000
4	10252236450712	IDLC Finance PLC	12.00%	6-Nov-24	6-Feb-25	4,000,000
5	10252236450719	IDLC Finance PLC	12.00%	6-Nov-24	6-Feb-25	3,500,000
6	10252236450714	IDLC Finance PLC	12.00%	6-Nov-24	6-Feb-25	4,500,000
7	10252236450715	IDLC Finance PLC	12.00%	6-Nov-24	6-Feb-25	4,500,000
8	10252236450716	IDLC Finance PLC	12.00%	6-Nov-24	6-Feb-25	4,500,000
9	10252236450717	IDLC Finance PLC	12.00%	6-Nov-24	6-Feb-25	4,500,000
10	10252236450713	IDLC Finance PLC	12.00%	6-Nov-24	6-Feb-25	4,500,000
11	10252236450725	IDLC Finance PLC	12.00%	28-Nov-24	28-Feb-25	7,000,000
12	10252236450720	IDLC Finance PLC	12.00%	28-Nov-24	28-Feb-25	4,000,000
13	10252236450721	IDLC Finance PLC	12.00%	28-Nov-24	28-Feb-25	4,000,000
14	10252236450722	IDLC Finance PLC	12.00%	28-Nov-24	28-Feb-25	4,000,000
15	10252236450723	IDLC Finance PLC	12.00%	28-Nov-24	28-Feb-25	3,000,000
16	10252236450724	IDLC Finance PLC	12.00%	28-Nov-24	28-Feb-25	7,000,000
Total Amount						80,035,625



IDLC Balanced Fund**Custodian Fee Calculation**

Period : July 01, 2024 - December 31, 2024

Period	Listed	Non Listed	Total	Fee (%)	Cust. Fee	VAT 15%	Inc. VAT
July'2024	300,277,102	154,139,293	454,416,395	0.15%	58,580	8,787	67,367
August'2024	419,108,079	79,965,610	499,073,689	0.15%	62,596	9,389	71,985
September'2024	356,465,980	52,195,980	408,661,959	0.15%	60,815	9,122	69,937
October'2024	378,799,682	61,913,416	440,713,098	0.15%	57,463	8,619	66,082
November'2024	355,428,130	127,085,151	482,513,282	0.15%	56,075	8,411	64,486
December'2024	356,465,980	127,335,763	483,801,743	0.15%	61,162	9,174	70,337
					356,691	53,504	410,194

Particulars	Amount
Calculated Fee for the period	410,194
Less : Prior Period Adjustments (2023-24)	(294)
	409,901

Details of CDBL Expenses

Period : July 01, 2024 - December 31, 2024

Particulars	Amount
CDS Bill - July' 2024	727
CDS Bill - Aug' 2024	12,518
CDS Bill - Sep' 2024	7,988
CDS Bill - Oct' 2024	8,883
CDS Bill - Nov' 2024	4,046
CDS Bill - Dec' 2024	55
CDBL Annual Fee 2024-25	52,900
Less : Prior Period Adjustments (2023-24)	(10)
	87,107



IDLC Balanced Fund

Capital Gain / (Loss) Statement

Period : July 01, 2024 - December 31, 2024

SL NO	NAME OF SECURITIES	NO OF SECURITIES	PER UNIT COST	TOTAL COST PRICE	PER UNIT SALE	TOTAL SALE PRICE	GAIN/(LOSS)
1	BRACBANK	465,000	35.39	16,457,262	50.51	23,484,844	7,027,582
2	BXPHERMA	5,000	123.81	619,068	81.55	407,765	(211,304)
3	GP	51,600	241.41	12,456,756	357.70	18,457,386	6,000,629
4	LHBL	696,501	71.08	49,506,110	56.09	39,068,677	(10,437,433)
5	PRIMEBANK	78,000	22.64	1,766,088	23.97	1,869,771	103,683
6	SQURPHARMA	189,478	219.27	41,546,718	219.27	41,547,261	543
				122,352,003		124,835,704	2,483,701



IDLC Balanced Fund

Dividend Income Statement

Period : July 01, 2024 - December 31, 2024

SL NO	SCRIPCODE	RECORD DATE	NO. OF SHARE	FACE VALUE	TOTAL FACE VALUE AMOUNT	% OF DIVIDEND PER SHARE	TOTAL DIVIDEND	TAX DEDUCT	NET DIVIDEND	CASH RECEIVED DIVIDEND	DIVIDEND RECEIVABLE
1	SQUARETEXT	4-Jul-24	5,772	3,750	21,645,000	5%	1,136,362.50	-	1,136,363	1,136,363	-
2	GP	4-Jul-24	191,417	10	1,914,170	160%	3,062,672.00	-	3,062,672	3,062,672	-
3	MARICO	25-Aug-24	19,840	10	198,400	1000%	1,984,000.00	-	1,984,000	1,984,000	-
4	BRACBANK	12-May-24	-	-	-	-	6.65	-	7	7	-
5	MARICO	18-Nov-24	19,840	10	198,400	450%	892,800.00	-	892,800	892,800	-
6	BATBC	20-Nov-24	83,318	10	833,180	150%	1,249,770.00	-	1,249,770	1,249,770	-
7	SQUARETEXT	24-Nov-24	242,603	10	2,426,030	32%	776,329.60	-	776,330	-	776,330
8	BXPHARMA	25-Nov-24	630,995	10	6,309,950	40%	2,523,980.00	-	2,523,980	-	2,523,980
TOTAL							11,625,921	-	11,625,921	8,325,611	3,300,310



IDLC Balanced Fund

Interest Income & Receivable Statement

Period : July 01, 2024 - December 31, 2024

A) PROFIT INCOME AND RECEIVABLE ON BANK ACCOUNT:

SL NO	BANK / INSTITUTION NAME	BRANCH	ACCOUNT NO	Purpose	RATE	AMOUNT	CASH RECEIVED	RECEIVABLE AMOUNT
1	BRAC Bank PLC.	Gulshan	1501203957267001	Investor	7.00%	1,046,901	1,046,901	-
2	BRAC Bank PLC.	Gulshan	1501203957267002	Operations	7.00%	18,407	18,407	-
3	BRAC Bank PLC.	Gulshan	1501203957267003	Trading	7.00%	178,636	178,636	-
4	The City Bank PLC.	Gulshan	1123351611001	Investor	5.00%	3,787	3,787	-
5	The City Bank PLC.	Gulshan	1123351611003	Trading	5.00%	22,117	22,117	-
6	The City Bank PLC.	Gulshan	1123351611002	Dividend	5.00%	55	55	-
7	Standard Chartered Bank	Gulshan	02-1308406-01	Investor	0.00%	10	10	-
Total Amount						1,269,913	1,269,913	-

B) INTEREST INCOME AND RECEIVABLE ON FDRs:

SL NO	BANK / INSTITUTION NAME	BRANCH	ACCOUNT NO	TYPE	RATE	AMOUNT	CASH RECEIVED	RECEIVABLE AMOUNT
1	IDLC Finance PLC	Corporate	10252236450702	FDR	12.00%	110,101	110,101	-
2	IDLC Finance PLC	Corporate	10252236450703	FDR	12.25%	103,745	103,745	-
3	IDLC Finance PLC	Corporate	10252236450704	FDR	12.00%	447,546	300,345	147,201
4	IDLC Finance PLC	Corporate	10252236450705	FDR	12.25%	88,924	88,924	-
5	IDLC Finance PLC	Corporate	10252236450706	FDR	12.00%	420,550	363,649	56,900
6	IDLC Finance PLC	Corporate	10252236450707	FDR	11.50%	147,583	147,583	-
7	IDLC Finance PLC	Corporate	10252236450708	FDR	11.50%	147,583	147,583	-
8	IDLC Finance PLC	Corporate	10252236450709	FDR	11.50%	147,583	147,583	-
9	IDLC Finance PLC	Corporate	10252236450710	FDR	11.50%	147,583	147,583	-
10	IDLC Finance PLC	Corporate	10252236450711	FDR	12.00%	112,000	-	112,000
11	IDLC Finance PLC	Corporate	10252236450712	FDR	12.00%	74,666	-	74,666
12	IDLC Finance PLC	Corporate	10252236450713	FDR	12.00%	84,000	-	84,000
13	IDLC Finance PLC	Corporate	10252236450714	FDR	12.00%	84,000	-	84,000
14	IDLC Finance PLC	Corporate	10252236450715	FDR	12.00%	84,000	-	84,000
15	IDLC Finance PLC	Corporate	10252236450716	FDR	12.00%	84,000	-	84,000
16	IDLC Finance PLC	Corporate	10252236450717	FDR	12.00%	84,000	-	84,000
17	IDLC Finance PLC	Corporate	10252236450719	FDR	12.00%	65,334	-	65,334
18	IDLC Finance PLC	Corporate	10252236450720	FDR	12.00%	45,333	-	45,333
19	IDLC Finance PLC	Corporate	10252236450721	FDR	12.00%	45,333	-	45,333
20	IDLC Finance PLC	Corporate	10252236450722	FDR	12.00%	45,333	-	45,333
21	IDLC Finance PLC	Corporate	10252236450723	FDR	12.00%	34,000	-	34,000
22	IDLC Finance PLC	Corporate	10252236450724	FDR	12.00%	79,333	-	79,333
23	IDLC Finance PLC	Corporate	10252236450725	FDR	12.00%	79,333	-	79,333
24	IDLC Finance PLC	Corporate	10552236450783	FDR	12.00%	138,237	138,237	-
25	IDLC Finance PLC	Corporate	10552236450784	FDR	12.00%	138,237	138,237	-
26	IDLC Finance PLC	Corporate	10552236450797	FDR	11.00%	73,535	73,535	-
27	IDLC Finance PLC	Corporate	10552236450799	FDR	12.00%	107,764	107,764	-
Total Amount						3,219,638	2,014,871	1,204,768



IDLC Balanced Fund

Interest Income & Receivable Statement

Period : July 01, 2024 - December 31, 2024

C) COUPON ON BOND:

SL NO	NAME OF INSTRUMENT	INSTRUMENT NUMBER	TOTAL FACE VALUE OF INSTRUMENT	PURCHASE DATE	MATURITY DATE	LAST COUPON DATE	NEXT COUPON DATE	COUPON RATE (%)	INTEREST ON BOND	HOLDING PERIOD INTEREST	CASH RECEIVED	RECEIVABLE AMOUNT
1	20Y BGTB 25/01/2043	BD0943281206	24,000,000	26-Jun-24	25-Jan-43	25-Jul-24	25-01-25	8.89%	1,068,330	-	140,677	927,653
2	20Y BGTB 28/07/2044	BD0944051202	9,500,000	28-Jul-24	28-Jul-44	-	28-01-25	12.75%	516,756	-	-	516,756
3	20Y BGTB 28/07/2044	BD0944051202	10,600,000	28-Aug-24	28-Jul-44	-	28-01-25	12.75%	462,741	113,849	-	576,590
4	20Y BGTB 28/07/2044	BD0944051202	9,600,000	30-Oct-24	28-Jul-44	-	28-01-25	12.75%	209,544	312,652	-	522,196
									2,257,371	426,501	140,677	2,543,195

D) INTEREST ON T-BILL:

SL NO	NAME OF INSTRUMENT	INSTRUMENT NUMBER	TOTAL FACE VALUE OF INSTRUMENT	PURCHASE DATE	MATURITY DATE	INTEREST ON T-BILL	CASH RECEIVED	RECEIVABLE AMOUNT
1	91 Days BGTB 19/08/2024	BD0943281206	40,000,000	20-May-24	19-Aug-24	604,735	604,735	-
						604,735	604,735	-

