

**IDLC Asset Management Syariah Fund**


**As at and For the period ended September 30, 2024**

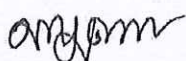
**IDLC Asset Management Shariah Fund**  
**Statement of Financial Position**  
As at 30 September 2024


Particulars	Notes	September 30, 2024	June 30, 2024
<b>ASSETS</b>			
<b>Non-Current Asset</b>			
Preliminary and Issue Expenses	3	2,020,592	2,258,613
DSE Shariah Index	4	173,883	222,216
		<u>2,194,475</u>	<u>2,480,829</u>
<b>Current Asset</b>			
Investment in Securities at Market Price	5	440,367,368	363,362,789
Investment in Govt. / Govt. Backed Securities (Sukuk)	6	24,533,000	24,533,000
Dividend, Profit & Trade Receivables	7	5,120,295	9,696,039
Advance Deposits and Prepayments	8	651,005	552,831
Cash and Cash Equivalents	9	148,645,961	205,821,780
		<u>619,317,630</u>	<u>603,966,438</u>
<b>Total Assets</b>		<u><b>621,512,104</b></u>	<u><b>606,447,267</b></u>
<b>UNITHOLDERS' EQUITY</b>			
Capital Fund	10	612,049,890	601,079,630
Unit Premium / (Discount)	11	23,380,801	23,837,170
Investor's Balance		17,328	7,301
Retained Earnings	12	(18,074,227)	(27,359,991)
<b>Total Equity</b>		<u><b>617,373,792</b></u>	<u><b>597,564,110</b></u>
<b>LIABILITIES</b>			
<b>Non-Current Liabilities</b>			
<b>Current Liabilities</b>			
Fees & Commission Payable	13	3,134,589	8,139,594
Other Payables	14	1,003,714	743,554
Unclaimed Dividend	15	9	9
		<u>4,138,312</u>	<u>8,883,157</u>
<b>Total Liabilities</b>		<u><b>4,138,312</b></u>	<u><b>8,883,157</b></u>
<b>Total Equity and Liabilities</b>		<u><b>621,512,104</b></u>	<u><b>606,447,267</b></u>
<b>Net Asset Value (NAV) Per Unit</b>			
At Cost	16	10.91	10.52
At Market Price	17	10.09	9.94

The annexed notes form 1 to 25 an integral part of these Financial Statements.

The financial statements were approved by the Board of Trustees on October 29, 2024 and were signed on its behalf

  
Chairman, Trustee  
Investment Corporation of Bangladesh

  
Member, Trustee  
Investment Corporation of Bangladesh


  
Asset Manager  
IDLC Asset Management Ltd.


**IDLC Asset Management Shariah Fund**  
**Statement of Profit or Loss and Other Comprehensive Income**  
For the period Ended September 30, 2024

Particulars	Notes	July 01, 2024 - Sept. 30, 2024	July 01, 2023 - Sept. 30, 2023
<b>INCOME</b>			
Capital Gain	18	15,414,159	1,987,023
Dividend Income	19	8,753,324	-
Profit Earned on Money Market	20	5,084,410	3,075,004
Income against Load		12,389	51,452
<b>Total Income</b>		<b>29,264,281</b>	<b>5,113,479</b>
<b>EXPENDITURE</b>			
Management Fee		2,554,870	2,279,127
Amortization of Preliminary and Issue Expenses	3	238,021	238,021
Amortization of DSE Shariah Index Fee	4	48,333	48,250
Trustee Fee		266,797	219,820
BSEC Annual Fee		154,665	127,432
CDBL Expenses		27,868	12,341
Publication and Other Expenses	21	167,113	175,883
Custodian Fee		149,730	217,296
Purification of Income	22	196,796	-
Sales Agent Commission		296,337	465,983
Bank Charges and Excise Duty		58,893	32,182
<b>Total Expenditure</b>		<b>4,159,424</b>	<b>3,816,334</b>
<b>Income Before Provision for the period</b>		<b>25,104,857</b>	<b>1,297,144</b>
Less : Provision for Diminution in Value of Investments	23	(15,819,093)	(2,004,046)
<b>Net Income/ (Loss) for the period</b>		<b>9,285,765</b>	<b>(706,901)</b>
<b>Earnings Per Unit During the period</b>	24	<b>0.15</b>	<b>(0.01)</b>

The annexed notes form 1 to 25 an integral part of these Financial Statements.

The financial statements were approved by the Board of Trustees on October 29, 2024 and were signed on its behalf by:

  
Chairman, Trustee  
Investment Corporation of Bangladesh

  
Member, Trustee  
Investment Corporation of Bangladesh

  
Asset Manager  
IDLC Asset Management Ltd.



IDLC Asset Management Shariah Fund  
Statement of Changes in Equity  
For the period Ended September 30, 2024

Particulars	Amount In BDT				
	Capital Fund	Unit Premium/ (Discount)	Investors' Balance	Retained Earnings	Total Equity
Opening Balance	601,079,630	23,837,170	7,301	(27,359,991)	597,564,110
Fund Subscribed / (Redeemed) During the period, Net	10,970,260	(456,369)	-	-	10,513,891
Investor's Balances	-	-	10,026	-	10,026
Net Income During the period	-	-	-	9,285,765	9,285,765
As at September 30, 2024	612,049,890	23,380,801	17,328	(18,074,226)	617,373,792

For the period Ended September 30, 2023


Particulars	Amount In BDT				
	Capital Fund	Unit Premium/ (Discount)	Investors' Balance	Retained Earnings	Total Equity
Opening Balance	466,138,260	22,563,520	6,647	(560,967)	488,147,460
Fund Subscribed / (Redeemed) During the period, Net	32,723,680	1,579,914	-	-	34,303,594
Investor's Balances	-	-	(66)	-	(66)
Net Income During the period	-	-	-	(706,901)	(706,901)
As at September 30, 2023	498,861,940	24,143,434	6,581	(1,267,868)	521,744,087

The annexed notes form 1 to 25 an Integral part of these Financial Statements.

The financial statements were approved by the Board of Trustees on October 29<sup>th</sup>, 2024 and were signed on its behalf by:

  
Chairman, Trustee  
Investment Corporation of Bangladesh

  
Member, Trustee  
Investment Corporation of Bangladesh


  
Asset Manager  
IDLC Asset Management Ltd.

IDLC Asset Management Sharlah Fund  
Statement of Cash Flows  
For the period Ended September 30, 2024

Particulars	Notes	July 01, 2024 - Sep 30, 2024	July 01, 2023 - Sept. 30, 2023
<b>A. Cash Flows From/ (Used in) Operating Activities</b>			
Capital Gain / (Loss) realized in Cash		15,941,802	1,987,023
Profit against Investment / Deposits in money market realized in cash		4,648,957	1,627,512
Dividend Income Received in Cash		14,458,266	753,077
Income against Load		12,389	51,452
Advance, Deposit and Prepayments		(407,493)	(359,452)
Payment Made for Expenses		(2,958,025)	(2,726,480)
<b>Net Cash Flows From/ (Used in) Operating Activities</b>		<b>31,695,896</b>	<b>1,333,132</b>
<b>B. Cash Flows From/ (Used in) Investing Activities</b>			
Investment in marketable securities		(150,792,948)	(58,215,499)
Proceeds from sale of marketable securities		51,675,242	38,107,302
<b>Net Cash Flows From/ (Used in) Investing Activities</b>		<b>(99,117,706)</b>	<b>(20,108,197)</b>
<b>C. Cash Flows From/ (Used in) Financing Activities</b>			
Subscribed / (Redemption) of Unit Capital, Net		10,970,260	32,723,680
Unit Premium / (Discount), Net		(456,369)	1,579,914
Increase/(decrease) of Investor's Balance		10,026	(66)
Increase/(decrease) of Payable to Investors		(277,926)	(74,814)
<b>Net Cash Flows/ (Used in) Financing Activities</b>		<b>10,245,992</b>	<b>34,228,714</b>
<b>D. Net Cash Flows (A+B+C)</b>		<b>(57,175,818)</b>	<b>15,453,649</b>
<b>E. Cash and Cash Equivalents at the Beginning of the period</b>		<b>205,821,780</b>	<b>184,210,252</b>
<b>F. Cash and Cash Equivalents at the End of the period (D+E)</b>		<b>148,645,961</b>	<b>199,663,901</b>
<b>Net Operating Cash flow Per Unit for the period</b>	25	<b>0.52</b>	<b>0.03</b>

The annexed notes form 1 to 25 an integral part of these Financial Statements.

The financial statements were approved by the Board of Trustees on October 29<sup>th</sup>, 2024 and were signed on its behalf by:

  
Chairman, Trustee  
Investment Corporation of Bangladesh

  
Member, Trustee  
Investment Corporation of Bangladesh

  
Asset Manager  
IDLC Asset Management Ltd.



**IDLC Asset Management Shariah Fund**  
**Notes to the Financial Statements**  
As at and For the period ended September 30, 2024

**1 Introduction of The Fund and Its Activities**

**1.1 Legal Status and Key Partners of The Fund**

IDLC Asset Management Shariah Fund (here-in-after referred to as "the Fund"), a Trust property,

**Key Partners of the Fund are as Follows:**

Sponsor and Asset Manager	IDLC Asset Management Ltd.
Registered Address	Symphony (Level – 04), Plot – SE (F): 9, Road – 142,
Trustee	Investment Corporation of Bangladesh (ICB)
Registered Address	BDBL Bhaban, 8, RAJUK Avenue, Dhaka 1000,
Custodian	BRAC Bank Ltd.
Registered Address	Anik Tower, 220/B, Tejgaon Gulshan Link Road,
	Tejgaon, Dhaka 1208.

**1.2 Principal Activities and Nature of Operation**

IDLC Asset Management Shariah Fund is an Open End Mutual Fund which is a professionally managed portfolio of shariah complied equity stocks and fixed income securities. Investors Subscribed units of the Fund by paying an amount equivalent to the purchase price and the Asset Manager makes investments on their behalf. An unit represents a portion of the fund's holdings.

The target group of investors comprises both Institution and Individual. Units of the Fund may be Subscribed/ Redeemed through IDLC Asset Management Ltd. and authorized selling agents appointed by the Asset Manager from time to time and any other procedure as prescribed by the Asset Manager. Surrender of units is allowed only through IDLC Asset Management Ltd. or the selling agents from which the units are originally Subscribed.

**2 Objectives**

The objective of the Fund is to generate profit by investing in a portfolio of Shariah compliant securities as per Shariah Investment Guideline. The fund intends to deliver the profit among the investors in the form of dividend as well as capital appreciation. The Fund will also exercise a rigorous compliance factor called "*Purification*" to remove any impure part from the final profit of the portfolio and dispose this through donation to charitable organizations. This will be a key differentiator of the Fund from other Shariah investment vehicles currently available in Bangladesh.

		September 30, 2024	June 30, 2024
<b>3.0 Preliminary and Issue Expenses</b>			
Opening Balance	3.1	2,258,613	3,205,521
Less: Amortized During the period		(238,021)	(946,909)
		<u>2,020,592</u>	<u>2,258,613</u>
<b>3.1 Opening Balance</b>			
Formation Fees		2,010,600	2,010,600
Pre-formation Management Fees		2,171,193	2,171,193
Application and Registration Fees Paid to BSEC		1,010,000	1,010,000
CDBL Fees		37,558	37,558
Trust Deed Registration Fees		127,779	127,779
Printing and Publication		764,538	764,538
Other Expenses		488,587	488,587
		<u>6,610,256</u>	<u>6,610,256</u>
Less: Amortized Balance		(4,351,643)	(3,404,734)
		<u>2,258,613</u>	<u>3,205,522</u>
<b>4.0 DSE Shariah Index</b>			
Opening Balance		222,216	294,332
Add: Annual Subscription fee		-	120,000
Less: Amortized During the period		(48,333)	(192,117)
		<u>173,883</u>	<u>222,216</u>
<b>5.0 Investment In Securities at Market price</b>			
Investment In Listed Securities at Cost	5.1	490,679,190	397,855,518
		<u>490,679,190</u>	<u>397,855,518</u>
Add/(Less): Unrealized Gain/(Loss)		(50,311,822)	(34,492,729)
		<u>440,367,368</u>	<u>363,362,789</u>
<b>5.1 Investment In Listed Securities at Cost</b>			
Cement		79,486,528	79,486,528
Corporate Bond		10,780,197	10,780,197
Food & Allied		6,770,433	-
Fuel & Power		-	-
Miscellaneous		56,182,377	38,447,601
Pharmaceuticals & Chemicals		205,772,885	187,081,167
Tannery Industries		14,372,167	14,610,302
Telecommunication		41,677,156	67,449,722
Textiles		31,587,779	-
		<u>490,679,190</u>	<u>397,855,518</u>
<i>Details are mentioned in Annexure A.</i>			
<b>6.0 Investment In Govt. / Govt. Backed Securities (Sukuk)</b>			
Investment in Government Instrument (Sukuk)		24,533,000	24,533,000
		<u>24,533,000</u>	<u>24,533,000</u>
<i>Please see Annexure B for Details calculation.</i>			
<b>7.0 Dividend &amp; Profit Receivables</b>			
Dividend Receivables	7.1	1,413,175	7,118,117
Accured Profit on Mudaraba Term Deposit Receipt (MTDR)		1,710,977	2,403,643
Accured Profit on Mudaraba Special Notice Deposit (MSND)		486,775	-
Accured Profit on Government Sukuk based instrument		815,622	174,278
Trade Receivable		693,746	-
		<u>5,120,295</u>	<u>9,696,039</u>



7.1 Dividend Receivables

LafargeHolcim Bangladesh PLC.  
IBBL Mudaraba Perpetual Bond  
Berger Paints Bangladesh Ltd.  
Marico Bangladesh Limited  
Bata Shoe Company (Bangladesh) Limited  
Grammophone Ltd.

September 30, 2024	June 30, 2024
-	5,665,000
-	775,992
1,403,400	-
-	517,200
-	150,150
9,775	9,775
<u>1,413,175</u>	<u>7,118,117</u>

8.0 Advance Deposits and Prepayments

BSEC Annual Fee  
Trustee fee

398,166	552,831
252,839	-
<u>651,005</u>	<u>552,831</u>

9.0 Cash and Cash Equivalents

Mudaraba Special Notice Deposit (MSND)  
Mudaraba Term Deposits (MTD)

9.1

9.2

60,211,152	43,626,077
88,434,809	162,195,703
<u>148,645,961</u>	<u>205,821,780</u>

9.1 Mudaraba Special Notice Deposit (MSND)

Bank	Account No.	Type		
Standard Chartered Bank	01-1309915-01	SAADIQ	2,614,965	3,565,559
The City Bank PLC.	1781550000066	City Islamic	12,636,834	7,847,737
	1781550000067	City Islamic	44,456,438	31,903,125
	1781270000001	City Islamic	502,771	309,511
	1781270000002	City Islamic	145	145
			<u>60,211,152</u>	<u>43,626,077</u>

9.2 Mudaraba Term Deposits (MTD)

Bank	Tenure		
DBH Islamic	3 Months	88,434,809	162,195,703
		<u>88,434,809</u>	<u>162,195,703</u>

10.0 Capital Fund

Opening Balance  
Add: Units Subscribed During the period  
Less: Units Redeemed During the period

601,079,630	466,138,260
49,283,770	250,351,140
(38,313,510)	(115,409,770)
<u>612,049,890</u>	<u>601,079,630</u>

10.1 Capital Allotment

Allotment	Investor	No. of Units	Face Value		
2019 - 2024	Sponsor & General	60,107,963	10	601,079,630	601,079,630
2024 - 2025	General	1,097,026	10	10,970,260	-
<u>61,204,989</u>				<u>612,049,890</u>	<u>601,079,630</u>

All transactions are held through Banking Channel.



	September 30, 2024	June 30, 2024
<b>11.0 Unit Premium/ (Discount)</b>		
Opening Balance	23,837,170	22,563,520
Add: Addition for change in Unit Premium / (Discount)	842,296	3,388,233
Less: Reverse for change in Unit Premium / (Discount)	(1,298,664)	(2,114,583)
	<u>23,380,801</u>	<u>23,837,170</u>
<b>12.0 Retained Earnings</b>		
Opening Balance	(27,359,991)	(560,967)
	<u>(27,359,991)</u>	<u>(560,967)</u>
Add: Profit/ (Loss) During the period	9,285,765	(26,799,025)
	<u>(18,074,227)</u>	<u>(27,359,991)</u>
<b>13.0 Fees &amp; Commission Payable</b>		
Management Fee	2,554,870	2,360,517
Trustee Fee	-	1,049
Custodian Fee	135,945	234,916
Audit Fee	7,500	34,500
CDBL Fee	24,168	11,959
Sales Agent Commission	412,105	424,007
Payable Against Trade	-	5,072,645
	<u>3,134,589</u>	<u>8,139,594</u>
<b>14.0 Other Payables</b>		
Payable to Investor	342,829	620,755
Payment In Process	361,893	-
Purification of Income	196,796	13,647
Publication and Other Operational Expense	102,196	109,152
	<u>1,003,714</u>	<u>743,554</u>
<b>15.0 Unclaimed Dividend</b>		
Over 01 year within 03 year	9	9
	<u>9</u>	<u>9</u>
<b>16.0 Net Asset Value (NAV) Per Unit at Cost</b>		
Total Asset at Market Price	621,512,104	606,447,267
Less: Unrealized Gain/ (Loss)	(50,311,822)	(34,492,729)
Total Asset Value at Cost	<u>671,823,926</u>	<u>640,939,996</u>
Less: Fees & Commission Payables	3,134,589	8,139,594
Other Payables	1,003,714	743,554
Unclaimed Dividend	9	9
Total NAV at Cost	<u>667,685,614</u>	<u>632,056,839</u>
Number of Units	61,204,989	60,107,963
NAV Per Unit at Cost	<u>10.91</u>	<u>10.52</u>
<b>17.0 Net Asset Value (NAV) Per Unit at Market Price</b>		
Total Asset at Market Price	621,512,104	606,447,267
Less: Fees & Commission Payables	3,134,589	8,139,594
Other Payables	1,003,714	743,554
Unclaimed Dividend	9	9
Total NAV at Market Price	<u>617,373,793</u>	<u>597,564,110</u>
Number of Units	61,204,989	60,107,963
NAV Per Unit at Market Price	<u>10.09</u>	<u>9.94</u>

	July 01, 2024 - Sept. 30, 2024	July 01, 2023 - Sept. 30, 2023		
<b>18 Capital Gain</b>				
LafargeHolcim Bangladesh PLC.	-	(27,427)		
IBBL Mudaraba Perpetual Bond	-	438		
Olympic Industries Ltd.	1,154,419	2,014,012		
BexImco Pharmaceuticals Ltd.	(527,643)	-		
Square Pharmaceuticals PLC	677,914	-		
Bata Shoe Company (Bangladesh) Limited	(14,029)	-		
Grammenphone Ltd.	14,123,498	-		
	<u>15,414,159</u>	<u>1,987,023</u>		
<b>19 Dividend Income</b>				
Berger Paints Bangladesh Ltd.	1,403,400	-		
Marico Bangladesh Limited	2,911,300	-		
Grammenphone Ltd.	4,438,624	-		
	<u>8,753,324</u>	<u>-</u>		
<b>20 Profit Earned on Money Market</b>				
Mudaraba Term Deposit (MTDR)	3,956,290	2,042,880		
Mudaraba Special Notice Deposit (MSND)	486,775	1,032,124		
Profit from Government Securities (Sukuk)	641,344	-		
	<u>5,084,410</u>	<u>3,075,004</u>		
<b>21 Publication and Other Expenses</b>				
Renewal and registration fees	-	8,700		
Printing and Publication	125,591	116,461		
BO Account Maintenance Fees	1,800	-		
Other Operational Expense	39,722	50,722		
	<u>167,113</u>	<u>175,883</u>		
<b>21.01 Other Operational Expense</b>				
Honorium for Sharlah Supervisory Board	27,500	38,500		
Honorium for Trustee Meeting	12,222	12,222		
	<u>39,722</u>	<u>50,722</u>		
<b>22 Purification of Income</b>				
Following Purification Is Distributable Income of the Fund During the period Ended on September 30, 2024.				
Name of the Stock	Type of Income	Income Earned	Purification Ratio	Purified Amount
Grameenphone Ltd	Cash Dividend	4,438,624	0.0051	22,637
Marico Bangladesh Limited	Cash Dividend	517,200	0.0384	19,860
Marico Bangladesh Limited	Cash Dividend	2,911,300	0.0530	154,299
		<u>7,867,124</u>		<u>196,796</u>
<b>23 (Provision) / Write Back of Provision for Diminution In Value of Investments</b>				
Opening Balance	(34,492,729)			(6,040,667)
Required (Provision) / Write Back of Provision Against Diminution In Value of Investments	(15,819,093)			(2,004,046)
	<u>(50,311,822)</u>			<u>(8,044,712)</u>

	July 01, 2024 - Sept. 30, 2024	July 01, 2023 - Sept. 30, 2023
24 Earnings Per Unit (EPU)		
Net Income for the Period	9,285,765	(706,901)
No. of Outstanding Units	61,204,989	49,886,194
	0.15	(0.01)

*\*\*Other Comprehensive Income (OCI) is not considered for Earnings Per Unit (EPU) Calculation.*

25 Net Operating Cash Flow Per Unit		
Net Operating Cash Flow for the year	31,695,896	1,333,132
No. of Outstanding Units	61,204,989	49,886,194
	0.52	0.03

  
Chairman, Trustee  
Investment Corporation of Bangladesh

  
Member, Trustee  
Investment Corporation of Bangladesh

  
Asset Manager  
IDLC Asset Management Ltd.



IDLC Asset Management Shariah Fund  
Details of Investment in Securities  
As at 30 September 2024

Annexure A

A. Investment in Listed Securities:

Sl.	Sector	Name of the Company	No. of Securities	Avg. Cost	Total Cost	Market Value	Total Market Value	Amount in BDT	
								% of Total Assets	Unrealized Gain/ (Loss)
1	Bank	Shahjalal Islami Bank PLC.	2,308,650	19.08	44,049,668	18.90	43,633,485	7.02%	(416,183)
2	Cement	LafargeHolcim Bangladesh PLC.	1,133,000	70.16	79,486,528	61.70	69,906,100	11.25%	(9,580,428)
3	Corporate Bond	IBBL Mudaraba Perpetual Bond	10,475	1,029.14	10,780,197	770.00	8,065,750	1.30%	(2,714,447)
4	Food & Allied	Olympic Industries Ltd.	38,000	178.17	6,770,433	184.50	7,011,000	1.13%	240,567
5	Miscellaneous	Berger Paints Bangladesh Ltd.	29,920	1,877.75	56,182,377	1,778.40	53,209,728	8.56%	(2,972,649)
6	Pharmaceuticals & Chemicals	Beximco Pharmaceuticals Ltd.	842,634	128.57	108,335,207	73.00	61,512,282	9.90%	(46,822,925)
7		Marico Bangladesh Limited	29,113	2,418.71	70,415,807	2,311.90	67,306,345	10.83%	(3,109,462)
8		Square Pharmaceuticals PLC	122,795	220.06	27,021,871	229.20	28,144,614	4.53%	1,122,743
9	Tannery Industries	Bata Shoe Company (Bangladesh) Limited	14,364	1,000.57	14,372,167	934.40	13,421,722	2.16%	(950,446)
10	Telecommunication	Grammenphone Ltd.	171,414	243.14	41,677,156	350.20	60,029,183	9.66%	18,352,026
11	Textiles	Far East Knitting & Dyeing Industries Limited	1,635,300	19.32	31,587,779	17.20	28,127,160	4.53%	(3,460,619)
Sub-Total					490,679,190		440,367,368	70.85%	(50,311,822)
B. Investment in Initial Public Offering (IPO)									
N/A								0.00%	-
Grand Total					490,679,190		440,367,368	70.85%	(50,311,822)

IDLC Asset Management Shariah Fund  
Details of Investment in Govt. / Govt. Backed Securities  
As at 30 September 2024

## Investment in Government Sukuk based instrument

Amount in BDT

Sl.	Name of the Securities	No. of Securities	Issue Date	Maturity Date	Avg. Cost	Total Investment	Yield	Accrued Profit	% of Total Assets
1	5Y CDWSP Social Impact Sukuk	245,330	June 6, 2024	June 6, 2029	100.00	24,533,000	10.4000	815,622	3.95%
TOTAL						<u>24,533,000</u>		<u>815,622</u>	<u>3.95%</u>

IDLC Asset Management Sharlah Fund  
Fees Calculation on weekly average NAV  
For the period Ended September 30, 2024

Annexure C

Week	Average NAV	Trustee Fee		Management Fee		Amortization of BSEC Annual Fee	
		Amount	Cumulative Amount	Amount	Cumulative Amount	Amount	Cumulative Amount
(Jul 1 - Jul 6), 2024	598,203,382	16,964	16,964	164,095	164,095	9,834	9,834
(Jul 7 - Jul 13), 2024	596,918,846	19,749	36,713	191,198	355,293	11,449	21,283
(Jul 14 - Jul 20), 2024	591,515,690	19,570	56,283	190,162	545,455	11,345	32,628
(Jul 21 - Jul 27), 2024	596,689,778	19,741	76,024	191,153	736,609	11,444	44,072
(Jul 28 - Aug 3), 2024	596,654,134	19,740	95,764	191,146	927,755	11,443	55,515
(Aug 4 - Aug 10), 2024	608,667,901	20,138	115,901	193,452	1,121,207	11,674	67,189
(Aug 11 - Aug 17), 2024	639,933,362	21,172	137,073	199,449	1,320,656	12,274	79,463
(Aug 18 - Aug 24), 2024	636,102,805	21,045	158,119	198,715	1,519,370	12,200	91,663
(Aug 25 - Aug 31), 2024	625,410,591	20,691	178,810	196,662	1,716,032	11,995	103,658
(Sep 1 - Sep 7), 2024	622,897,078	20,608	199,418	196,177	1,912,210	11,946	115,605
(Sep 8 - Sep 14), 2024	621,187,051	20,551	219,969	195,849	2,108,059	11,914	127,518
(Sep 15 - Sep 21), 2024	620,178,756	20,518	240,487	195,657	2,303,716	11,894	139,413
(Sep 22 - Sep 28), 2024	618,897,033	20,476	260,963	195,412	2,499,128	11,870	151,283
(Sep 29 - Sep 30), 2024	617,271,283	5,835	266,797	55,743	2,554,870	3,383	154,665



## Annexure D

IDLC Asset Management Shariah Fund  
Custodian Fee Calculation  
Period : July 01, 2024 - September 30, 2024

SN	Month	Listed Securities Market Value	Non-Listed Securities Face Value	Custodian Fee	Vat 15%	Total Amount	Cumulative
Prior Year Adjustment (2023 - 24)						13,784	13,784
1	July	364,758,721	215,430,501	39,321	5,898	45,219	59,004
2	August	417,614,362	112,967,809	40,714	6,107	46,821	105,824
3	September	440,367,368	112,967,809	38,179	5,727	43,906	149,730

**Details of CDBL Expenses**

July 01, 2024 - September 30, 2024

Particulars	Amount
CDS Bill - July' 2024	2,408
CDS Bill - Aug' 2024	12,767
CDS Bill - Sep'2024 (Provisional)	12,668
Add: Prior Period Adjustments (2023-24)	25
	<b>27,868</b>