

IDLC Balanced Fund

As at and For the Year period Ended September 30, 2024

IDLC Balanced Fund
Statement of Financial Position
As at September 30, 2024


Particulars	Notes	Amount in BDT	
		September 30, 2024	June 30, 2024
ASSETS			
Non Current Asset			
Preliminary and Issue Expenses	3	-	60,511
		-	60,511
Current Asset			
Investment in Securities at Market Price	4	427,721,320	309,657,145
Investment in Govt./Govt. Backed Securities (T-Bond)	5	37,607,138	17,408,579
Investment in Govt./Govt. Backed Securities (T-Bill)	6	-	39,395,265
Interest, Dividend & Trade Receivables	7	18,291,953	2,818,064
Advances, Deposits and Prepayments	8	529,688	735,024
Cash and Cash Equivalents	9	37,167,490	119,296,256
Total Assets		521,317,590	489,310,333
		521,317,590	489,370,843
UNITHOLDERS' EQUITY			
Capital Fund	10	501,131,050	506,073,240
Unit Premium / (Discount)	11	(37,380,230)	(36,759,824)
Investors' Available Balance		2,983	2,799
Retained Earnings	12	54,242,448	16,588,202
Total Equity		517,996,251	485,904,416
LIABILITIES			
Non Current Liabilities			
		-	-
Current Liabilities			
Fees & Commission Payables	13	2,681,302	2,724,354
Other Payables	14	637,509	739,545
Unclaimed Dividend	15	2,528	2,528
Total Liabilities		3,321,339	3,466,427
Total Equity and Liabilities		3,321,339	3,466,427
		521,317,590	489,370,843
Net Asset Value (NAV) Per Unit			
At Cost Price	16	10.63	10.24
At Market Price	17	10.34	9.60

The annexed notes from 1 to 24 an integral part of these financial statements.

The financial statements were approved by the Board of Trustees on October 29, 2024 and were signed on its behalf by:


Chairman, Trustee
Investment Corporation of
Bangladesh


Member, Trustee
Investment Corporation of
Bangladesh



Asset Manager
IDLC Asset Management Ltd.


IDLC Balanced Fund
Statement of Profit or Loss and Other Comprehensive Income
For the period Ended September 30, 2024


Particulars	Notes	Amount in BDT	
		July 01, 2024 - September 30, 2024	July 01, 2023 - September 30, 2023
INCOME			
Capital Gain	18	13,160,449	383,168
Dividend Income	19	6,183,041	1,768,511
Interest Income	20	3,917,233	3,598,789
Total Income		23,260,722	5,750,467
EXPENDITURE			
Management fee		2,299,876	2,300,613
Amortization of preliminary and issue expenses	3	60,511	309,278
Trustee fee		223,620	222,938
Publication and Other Expenses	21	125,591	137,383
BSEC annual fee		129,635	129,239
Tax Deducted at Source		(256,020)	90,823
Custodian fee		208,996	157,280
Bank charges and Excise Duty		56,710	16,715
Sales agent commission		72,099	163,231
CDBL Expense		74,123	2,286
Total Expenditure		2,995,140	3,529,787
Income Before Provision		20,265,582	2,220,681
(Provision) / write back of provision for diminution in value of investments	22	17,388,664	651,555
Net Income		37,654,246	2,872,235
Total Comprehensive Income		37,654,246	2,872,235
Earnings Per Unit	23	0.75	0.06

The annexed notes from 1 to 24 an integral part of these financial statements.

The financial statements were approved by the Board of Trustees on October 28, 2024 and were signed on its behalf by:


Chairman, Trustee
Investment Corporation of
Bangladesh


Member, Trustee
Investment Corporation of
Bangladesh


Asset Manager
IDLC Asset Management Ltd.

IDLC Balanced Fund
Statement of Changes in Equity
For the period Ended September 30, 2024

Amount in BDT

Particulars	Capital fund	Unit premium/ (discount)	Investors' balance	Retained earnings	Total equity
Opening Balance	506,073,240	(36,759,824)	2,799	16,588,202	485,904,416
Unit Subscribed / (Redeemed) During the Period, Net	(4,942,190)	(620,406)	-	-	(5,562,596)
Investors' Balance	-	-	184	-	184
Net Income During the period	-	-	-	37,654,246	37,654,246
Dividend paid During the period	-	-	-	-	-
As at September 30, 2024	501,131,050	(37,380,230)	2,983	54,242,448	517,996,251

Statement of Changes in Equity
For the period Ended September 30, 2023

Amount in BDT


Particulars	Capital fund	Unit premium/ (discount)	Investors' balance	Retained earnings	Total equity
Opening Balance	484,328,290	(49,695,761)	3,574	84,142,565	518,778,668
Unit Subscribed / (Redeemed) During the Period, Net	22,132,510	147,618	-	-	22,280,128
Investors' Balance	-	-	(198)	-	(198)
Net Income During the period	-	-	-	2,872,235	2,872,235
Dividend paid During the period	-	-	-	(33,902,980)	(33,902,980)
As at September 30, 2023	506,460,800	(49,548,144)	3,376	53,111,819	510,027,852

The annexed notes from 1 to 24 an integral part of these financial statements.

The financial statements were approved by the Board of Trustees on October 29, 2024 and were signed on its behalf by:


Chairman, Trustee
Investment Corporation of Bangladesh


Member, Trustee
Investment Corporation of Bangladesh


Asst Manager
IDLC Asset Management Ltd.

IDLC Balanced Fund
Statement of Cash Flows
For the period Ended September 30, 2024

Particulars	Notes	Amount in BDT	
		July 01, 2024 - September 30, 2024	July 01, 2023 - September 30, 2023
A. Cash Flows From/ (Used in) Operating Activities			
Capital Gain / (Loss) Realized in Cash		13,131,894	383,168
Dividend Income Received in Cash		6,579,841	1,559,711
Interest Income Realized in Cash		3,635,045	3,097,124
Interest Income from Govt. / Govt. Backed Securities		1,552,827	-
Advances, Deposits and Prepayments		(1,578,710)	(356,223)
Payment Made for Expenses		(2,498,087)	(2,921,408)
Net Cash Flows From/ (Used in) Operating Activities		20,822,810	1,762,371
B. Cash Flows From/ (Used in) Investing Activities			
Investment in Marketable Securities		(132,058,378)	(14,097,270)
Investment in Govt. / Govt. Backed Securities		(20,109,216)	-
Proceeds from Sell of Govt. / Govt. Backed Securities		40,000,000	-
Proceeds from Sell of Marketable Securities		14,674,198	21,941,916
		(97,493,395)	7,844,645
C. Cash Flows From/ (Used in) Financing Activities			
Unit Capital, Net		(4,942,190)	22,132,510
Unit Premium / (Discount)		(620,406)	147,618
Increase / (Decrease) of Payable to Investors		(361,140)	(136,082)
Increase / (Decrease) of Payment in process		465,371	-
Increase / (Decrease) of Investor's Balance		184	(198)
Dividend paid for the period		-	(33,896,054)
Net Cash Used in Financing Activities		(5,458,181)	(11,752,207)
D. Net Increase / (Decrease) in Cash and Cash		(82,128,766)	(2,145,190)
E. Opening Cash and Cash Equivalents		119,296,256	182,886,919
F. Closing Cash and Cash Equivalents (D+E)		37,167,490	180,741,729
Net Operating Cash flow Per Unit	24	0.42	0.03

The annexed notes from 1 to 24 an integral part of these financial statements.

The financial statements were approved by the Board of Trustees on October 29, 2024 and were signed on its behalf by:


Chairman, Trustee
Investment Corporation of
Bangladesh


Member, Trustee
Investment Corporation of
Bangladesh


Asset Manager
IDLC Asset Management Ltd.

IDLC Balanced Fund
Notes to the Financial Statements
As at and For the Year period Ended September 30, 2024

1.00 Introduction of the Fund and its Activities

1.01 Legal status and Key partners of the Fund

IDLC Balanced Fund (here-in-after referred to as "the Fund"), a Trust property, was established on February 05, 2017 under the Trust Act, 1882 and registered under the Registration Act, 1908 and subsequently on March 07, 2017 registered as a Mutual Fund from the Bangladesh Securities and Exchange Commission with an Initial paid up capital of BDT 500 million divided into 50 million units of BDT 10 each under the Securities and Exchange Commission (Mutual Fund) Rules, 2001 as an Open End Mutual Fund vide registration no. BSEC/MUTUAL FUND/2017/77.

Investment Corporation of Bangladesh (ICB), the Trustee of the Fund, in its 170th meeting held on July 18, 2017 approved the size of the Fund to be increased upto BDT 1,500 million.

Key partners of the Fund are as Follows:

Sponsor	: IDLC Finance PLC.
Registered Address	: Bay's Galleria (1 st Floor), 57 Gulshan Avenue, Dhaka 1212.
Trustee & Custodian	: Investment Corporation of Bangladesh
Registered Address	: BDBL Bhaban, 8, RAJUK Avenue, Dhaka 1000.
Asset Manager	: IDLC Asset Management Ltd.
Registered Address	: Symphony (Level – 04), Plot - SE (F): 9, Road - 142, Gulshan Avenue, Bir Uttam Mir Shawkat Sarak, Dhaka 1212.

1.02 Principal activities and nature of operation

IDLC Balanced Fund is an Open End Mutual Fund which is a professionally managed portfolio of equity stocks and fixed income instruments. Investors buy units of the Fund by paying an amount equivalent to the purchase price and the Asset Manager makes investments on their behalf. An unit represents a portion of the fund's holdings.

The target group of investors comprises both Institutions and Individuals. Units of the Fund can be subscribed/ redeemed through IDLC Asset Management Ltd. and authorized selling agents appointed by the Asset Manager from time to time and any other procedure as prescribed by the Asset Manager. Surrender of units is allowed only through IDLC Asset Management Ltd. or the selling agents from which the units are originally purchased.

2.00 Objectives

The objective of the IDLC Balanced Fund is to generate capital appreciation along with current income in the form of dividend from a combined portfolio of equity, debt and money market instruments.

		Amount in BDT	
		September 30, 2024	June 30, 2024
3.00	Preliminary and Issue Expenses		
	Opening Balance	60,511	1,290,900
	Less: Amortized During the Period	(60,511)	(1,230,389)
		-	60,511
3.01	Opening Balance		
	Formation Fee	5,000,000	5,000,000
	Management Fee	3,200,000	3,200,000
	Application and Registration Fees Paid to BSEC	1,010,000	1,010,000
	CDBL Fees	40,000	40,000
	Trust Deed Registration Fees	160,870	160,870
	Printing and Publication	852,559	852,559
	Bank Charges	31,305	31,305
		10,294,733	10,294,733
	Less: Interest Income from Escrow Account	(1,705,542)	(1,705,542)
		8,589,191	8,589,191
	Less: Amortized Balance	(8,528,681)	(7,298,291)
		60,510	1,290,900
4.00	Investment in Securities at Market Price		
	Investment in Listed Securities at Cost Price	442,565,007	341,889,495
	Investment in Initial Public Offering (IPO)	-	-
		442,565,007	341,889,495
	Add / (Less): Unrealized Gain / (Loss)	(14,843,687)	(32,232,350)
	Investment at market value	427,721,320	309,657,145
	<i>Please see Annexure A for Details calculation.</i>		
4.01	Investment in Listed Securities at Cost Price		
	Bank	98,292,912	49,835,846
	Cement	49,506,110	49,506,110
	Corporate Bond	21,513,509	21,513,509
	Food & Allied	41,621,377	41,621,377
	Pharmaceuticals & Chemicals	160,528,164	131,367,958
	Textiles	13,688,835	-
	Telecommunication	57,414,099	48,044,695
		442,565,007	341,889,495
	<i>Details are mentioned in Annexure A.</i>		
5.00	Investment in Govt. / Govt. Backed Securities (T-Bond)		
	G-SEC (Listed T.Bond)	37,512,936	17,403,720.00
	Add: Appreciation (or Diminution) in the Fair Value of Investments	94,202	4,859
		37,607,138	17,408,579
	<i>Details are mentioned in Annexure B.</i>		
6.00	Investment in Govt. / Govt. Backed Securities (T-Bill)		
	Investment in Treasury Bills (91 Days / 182 Days / 364 Days)	-	38,876,920
	Add: Accrued Interest	-	518,345
		-	39,395,265

		Amount in BDT	
		September 30, 2024	June 30, 2024
7.00	Interest, Dividend & Trade Receivables		
	Interest Receivables	7.01	1,628,237
	Receivables on Sale of Securities		2,421,264
	Dividend Receivables	7.02	-
			396,800
			18,291,953
			2,818,064
7.01	Interest Receivables		
	Term Deposits	209,511	1,495,141
	Treasury Bond	846,912	926,123
	Bank Deposits	571,814	-
		1,628,237	2,421,264
7.02	Dividend Receivables		
	Marico Bangladesh Limited	-	396,800
		-	396,800
8.00	Advances, Deposits and Prepayments		
	Annual fee - BSEC	330,771	460,406
	Trustee fee	198,917	18,597
	Withholding AIT - Dividend	-	256,020
		529,688	735,024
9.00	Cash and Cash Equivalents		
	Bank Deposit	9.01	22,578,648
	Term Deposit	9.02	25,239,940
			14,588,842
			94,056,316
			37,167,490
			119,296,256

9.01 Bank Deposit

Bank	Account No.	Type		
BRAC Bank PLC.	1501203957267001	CCA	18,580,745	17,517,738
	1501203957267002	CCA	695,024	894,751
	1501203957267003	CCA	2,822,818	5,791,714
City Bank PLC.	1123351611001	IBCA	148,189	148,189
	1123351611003	IBCA	292,602	792,702
	1123351611002	IBCA	3,575	3,575
Standard Chartered Bank	02-1308406-01	CD	35,696	91,271
Total			22,578,648	25,239,940

9.02 Term Deposit

Bank	Tenure		
IDLC Finance PLC	3 Months	14,588,842	94,056,316
Total		14,588,842	94,056,316

16.00 Net Asset Value (NAV) Per Unit at Cost Price

Total Asset Value at Market Price
Less: Unrealized Gain / (Loss)
Total Asset Value at Cost Price
Less: Fees & Commission Payables
Other Payables
Unclaimed Dividend
Total NAV at Cost Price
Number of Units

Amount in BDT	
September 30, 2024	June 30, 2024
521,317,590	489,370,843
(14,843,687)	(32,232,350)
536,161,276	521,603,194
2,681,302	2,724,354
637,509	739,545
2,528	2,528
532,839,937	518,136,767
50,113,105	50,607,324
10.63	10.24


17.00 Net Asset Value (NAV) Per Unit at Market Price


Total Asset Value at Market Price
Less: Fees & Commission Payables
Other Payables
Unclaimed Dividend
Total NAV at Market Price
Number of Units

521,317,590	489,370,843
2,681,302	2,724,354
637,509	739,545
2,528	2,528
517,996,251	485,904,416
50,113,105	50,607,324
10.34	9.60

		Amount in BDT	
		July 01, 2024 - September 30, 2024	July 01, 2023 - September 30, 2023
18.00 Capital Gain			
	BRAC Bank PLC.	7,027,582	-
	Prime Bank PLC.	103,683	-
	Olympic Industries Ltd.	-	26,577
	Marico Bangladesh Limited	-	43,942
	Square Pharmaceuticals PLC.	28,554	-
	MK Footware PLC.	-	312,649
	Grameenphone Ltd.	6,000,629	-
		13,160,449	383,168
19.00 Dividend Income			
	BRAC Bank PLC.	7	44,561
	APSCL Non-Convertible and Fully Redeemable Coupon Bearing Bond	1,136,363	1,515,150
	The IBN SINA Pharmaceutical Industry PLC.	-	208,800
	Marico Bangladesh Limited	1,984,000	-
	Grameenphone Ltd.	3,062,672	-
		6,183,041	1,768,511
20.00 Interest Income			
	Term Deposit	1,777,601	3,172,310
	Bank Deposit	571,814	426,479
	Treasury Bills	604,735	-
	Tresurey Bonds	963,083	-
		3,917,233	3,598,789

		Amount In BDT	
		July 01, 2024 - September 30, 2024	July 01, 2023 - September 30, 2023
21.00	Publication and Other Expenses		
	Renewal and Registration Fees	-	6,900
	Printing and Publication Expenses	125,591	116,461
	BO Account Fee	-	1,800
	Other Operational Expense	-	12,222
		<u>125,591</u>	<u>137,383</u>
22.00	(Provision) / Write Back of Provision for Diminution in Value of Investments		
	Opening Balance	(32,232,350)	(4,460,829)
	Required (Provision) / Write Back of Provision Against Diminution in Value of Investments	17,308,664	651,555
		<u>(14,843,687)</u>	<u>(3,809,274)</u>
23.00	Earnings Per Unit		
	Net Income for the period	37,654,246	2,872,235
	Number of Units	50,113,105	50,646,080
		<u>0.75</u>	<u>0.06</u>
<i>**Other Comprehensive Income (OCI) is not considered for Earnings Per Unit (EPU) Calculation.</i>			
24.00	Net Operating Cash Flow Per Unit		
	Net Operating Cash Flow for the period *	20,822,810	1,762,371
	Number of Units	50,113,105	50,646,080
		<u>0.42</u>	<u>0.03</u>


Chairman, Trustee
Investment Corporation of Bangladesh


Member, Trustee
Investment Corporation of Bangladesh


Asset Manager
IDLC Asset Management Ltd.

IDLC Balanced Fund
Details of Investment in Securities
As at September 30, 2024

Annexure A

A. Investment in Listed Securities

Amount in BDT

Sl.	Sector	Scripcode	Name of The Company	No. of Securities	Avg. Cost	Total Cost Price	Market Value	Total Market Price	% of Total Assets	Unrealized Gain/ (Loss)	
1	Bank	BRACBANK	BRAC Bank PLC.	943,112	35.39	33,378,584	54.20	51,116,670	9.81%	17,738,086	
		CITYBANK	City Bank PLC.	556,300	24.60	13,686,425	22.60	12,572,380	2.41%	(1,114,045)	
		EBL	Eastern Bank PLC.	489,000	28.04	13,712,789	25.60	12,518,400	2.40%	(1,194,389)	
		PUBALIBANK	Pubali Bank PLC.	704,000	27.38	19,276,856	25.60	18,022,400	3.46%	(1,254,456)	
		PRIMEBANK	Prime Bank PLC.	805,500	22.64	18,238,258	23.20	18,687,600	3.58%	449,342	
						98,292,912		112,917,450	21.66%	14,624,538	
2	Cement	LHBL	LafargeHolcim Bangladesh PLC.	696,501	71.08	49,506,110	61.70	42,974,112	8.24%	(6,531,998)	
						49,506,110		42,974,112	8.24%	(6,531,998)	
3	Corporate Bond	APSCLBOND	APSCL Non-Convertible and Fully Redeemable Coupon Bearing Bond	5,772	3,727.22	21,513,509	4,288.00	24,750,336	4.75%	3,236,827	
						21,513,509		24,750,336	4.75%	3,236,827	
4	Food & Allied	BATBC	British American Tobacco bangladesh Company Limited	83,318	499.55	41,621,377	394.10	32,835,624	6.30%	(8,785,753)	
						41,621,377		32,835,624	6.30%	(8,785,753)	
5	Pharmaceuticals & Chemicals	BXPHERMA	Beximco Pharmaceuticals Ltd.	563,995	130.11	73,379,805	73.00	41,171,635	7.90%	(32,208,170)	
		MARICO	Marico Bangladesh Limited	19,840	2,331.63	46,259,449	2,311.90	45,868,096	8.80%	(391,353)	
		SQURPHARMA	Square Pharmaceuticals PLC.	186,478	219.27	40,888,910	229.20	42,740,758	8.20%	1,851,848	
						160,528,164		129,780,489	24.89%	(30,747,676)	
6	Telecommunication	GP	Grameenphone Ltd.	147,417	241.41	35,587,938	350.20	51,625,433	9.90%	16,037,495	
		ROBI	Robi Axiata PLC.	732,700	29.79	21,826,161	27.50	20,222,520	3.88%	(1,603,641)	
						57,414,099		71,847,953	13.78%	14,433,854	
7	Textiles	SQUARETEXT	Square Textiles PLC.	242,603	56.42	13,688,835	52.00	12,615,356	2.42%	(1,073,479)	
						13,688,835		12,615,356	2.42%	(1,073,479)	
Sub-Total						442,565,007		427,721,320	82.05%	(14,843,687)	
B. Investment in Initial Public Offering (IPO)											
									-	0.00%	-
Sub-Total						-		-	0.00%	-	
Grand Total						442,565,007		427,721,320	82.05%	(14,843,687)	

IDLC Balanced Fund
Details of Investment in Govt. / Govt. Backed Securities (T-Bond)
As at 30 September 2024

A. Investment in Govt. / Govt. Backed Securities (T-Bond)

Sl.	Name of the Instrument	Instrument Type	No. of Securities	Purchase Date	Maturity date	Face Value	Average Cost	Total Cost	Yield	Average Fair value	Total Fair value	% of Total Assets	Amount in BDT	
													Appreciation (or Diminution)	
1	20Y BGTB 25/01/2043	G-SEC (T.Bond)	240,000	26/jun/24	25/jan/43	24,000,000	72.52	17,403,720	12.79%	72.91	17,497,994	3.36%	94,274	
2	20Y BGTB 28/07/2044	G-SEC (T.Bond)	95,000	28/jul/24	28/jul/44	9,500,000	100.07	9,506,831	12.74%	100.07	9,506,770	1.82%	(61)	
3	20Y BGTB 28/07/2044	G-SEC (T.Bond)	106,000	28/Aug/24	28/jul/44	10,600,000	100.02	10,602,385	12.74%	100.02	10,602,374	2.03%	(11)	
								<u>37,512,936</u>			<u>37,607,138</u>	<u>3.36%</u>	<u>94,202</u>	

Annexure C

IDLC Balanced Fund
Fees Calculation on weekly average NAV
Period : July 01, 2024 - September 30, 2024

Week	Average NAV	Trustee Fee		Management Fee		Amortization of BSEC Annual Fee	
		Amount	Cumulative Amount	Amount	Cumulative Amount	Amount	Cumulative Amount
(Jul 1 - Jul 6), 2024	488,605,223	13,856	13,856	145,109	145,109	8,033	8,033
(Jul 7 - Jul 13), 2024	492,614,828	16,290	30,154	170,453	315,562	9,448	17,481
(Jul 14 - Jul 20), 2024	491,267,942	16,254	46,408	170,066	485,628	9,422	26,903
(Jul 21 - Jul 27), 2024	492,398,446	16,291	62,699	170,391	656,019	9,444	36,347
(Jul 28 - Aug 3), 2024	489,741,447	16,203	78,902	169,626	825,645	9,393	45,740
(Aug 4 - Aug 10), 2024	508,487,293	16,823	95,725	174,202	999,847	9,753	55,493
(Aug 11 - Aug 17), 2024	542,699,803	17,955	113,680	180,761	1,180,608	10,409	65,901
(Aug 18 - Aug 24), 2024	536,802,942	17,759	131,439	179,627	1,360,235	10,295	76,197
(Aug 25 - Aug 31), 2024	532,767,658	17,626	149,065	178,853	1,539,088	10,218	86,414
(Sep 1 - Sep 7), 2024	535,302,644	17,710	166,774	179,339	1,718,427	10,266	96,681
(Sep 8 - Sep 14), 2024	527,933,039	17,465	184,240	177,925	1,896,352	10,125	106,806
(Sep 15 - Sep 21), 2024	520,985,472	17,236	201,476	176,593	2,072,945	9,992	116,798
(Sep 22 - Sep 28), 2024	521,254,166	17,245	218,721	176,646	2,249,591	9,997	126,795
(Sep 29 - Sep 30), 2024	518,303,544	4,899	223,620	50,285	2,299,876	2,840	129,635

Annexure D

IDLC Balanced Fund
Custodian Fee Calculation
Period : July 01, 2024 - September 30, 2024

Period	Listed	Non Listed	Total	Fee (%)	Cust. Fee	VAT 15%	Inc. VAT
July'2024	300,277,102	154,139,293	454,416,395	0.15%	52,638	7,896	60,534
August'2024	419,108,079	79,965,610	499,073,689	0.15%	60,705	9,106	69,811
September'2024	427,721,320	52,195,980	479,917,299	0.15%	60,170	9,026	69,196
					173,514	26,027	199,541

Particulars	Amount
Calculated Fee for the period	199,541
Add : Prior Period Adjustments (2023-24)	9,455
	208,996

Details of CDBL Expenses
Period : July 01, 2024 - September 30, 2024

Particulars	Amount
CDS Bill - July' 2024	727
CDS Bill - Aug' 2024	12,518
CDS Bill - Sep' 2024	7,988
CDBL Annual Fee 2024-25	52,900
Less : Prior Period Adjustments (2023-24)	(10)
	74,123