

**IDLC Balanced Fund**


As at and For the Period Ended December 31, 2022


**IDLC Balanced Fund**  
**Statement of Financial Position**  
As at December 31, 2022

Particulars	Notes	Amount in BDT	
		December 31, 2022	June 30, 2022
<b>ASSETS</b>			
<b>Non Current Asset</b>			
Preliminary and Issue Expenses	3	1,899,371	2,517,928
		<b>1,899,371</b>	<b>2,517,928</b>
<b>Current Asset</b>			
Investment in Securities at Market Price	4	304,375,682	350,754,102
Interest & Dividend Receivables	5	3,624,742	1,154,580
Advances, Deposits and Prepayments	6	259,149	492,672
Cash and Cash Equivalents	7	179,104,062	143,452,134
		<b>487,363,636</b>	<b>495,853,489</b>
<b>Total Assets</b>		<b>489,263,007</b>	<b>498,371,416</b>
<b>OWNERS' EQUITY</b>			
Capital Fund	8	463,175,470	407,221,780
Unit Premium / (Discount)	9	(51,199,077)	(52,721,668)
Investors' Available Balance		3,004	2,269
Fair Value Reserve	10	-	12,815,709
Retained Earnings	11	74,613,960	127,747,936
<b>Total Equity</b>		<b>486,593,357</b>	<b>495,066,025</b>
<b>LIABILITIES</b>			
<b>Non Current Liabilities</b>			
		-	-
<b>Current Liabilities</b>			
Fees & Commission Payables	12	2,598,236	2,716,458
Other Payables	13	69,551	587,389
Unclaimed Dividend	14	1,862	1,544
		<b>2,669,649</b>	<b>3,305,391</b>
<b>Total Liabilities</b>		<b>2,669,649</b>	<b>3,305,391</b>
<b>Total Equity and Liabilities</b>		<b>489,263,007</b>	<b>498,371,416</b>
<b>Net Asset Value (NAV) Per Unit</b>			
At Cost Price	15	10.62	11.84
At Market Price	16	10.51	12.16

The annexed notes from 1 to 21 an integral part of these financial statements.

The financial statements were approved by the Board of Trustees on January 29, 2023 and were signed on its behalf by:

  
**Chairman, Trustee**  
Investment Corporation of Bangladesh

  
**Member, Trustee**  
Investment Corporation of Bangladesh


  
**Asset Manager**  
IDLC Asset Management Ltd.


**IDLC Balanced Fund**  
**Statement of Profit or Loss and Other Comprehensive Income**  
For the Period Ended December 31, 2022

Particulars	Notes	Amount in BDT			
		July 01, 2022 - December 31, 2022	July 01, 2021 - December 31, 2021	October 01, 2022 - December 31, 2022	October 01, 2021 - December 31, 2021
<b>INCOME</b>					
Capital Gain	17	23,765,291	102,374,155	21,207,697	8,476,126
Dividend Income	18	6,984,796	6,320,673	2,780,246	4,455,470
Interest Income	19	4,411,772	1,096,612	2,443,048	873,726
<b>Total Income</b>		<b>35,161,859</b>	<b>109,791,439</b>	<b>26,430,990</b>	<b>13,805,322</b>
<b>EXPENDITURE</b>					
Management fee		4,339,028	4,901,087	2,195,635	2,338,817
Amortization of preliminary and issue expenses	3	618,556	618,556	309,278	309,278
Brokerage Commission		862,497	2,147,840	520,479	724,068
Trustee fee		412,030	497,602	209,019	229,528
Publication and Other Expenses	20	213,286	242,051	66,880	120,293
BSEC annual fee		235,236	286,431	118,582	134,476
Tax Deducted at Source		29,864	17,018	9,249	5,874
Custodian fee		351,325	391,836	165,707	212,521
Bank charges and excise Duty		130,324	62,425	110,370	61,898
Sales agent commission		131,143	44,589	71,291	24,587
CDBL - settlement and demat Charges		112,045	201,625	33,898	103,182
<b>Total Expenditure</b>		<b>7,435,334</b>	<b>9,411,060</b>	<b>3,810,387</b>	<b>4,264,522</b>
<b>Income Before Provision</b>		<b>27,726,526</b>	<b>100,380,379</b>	<b>22,620,603</b>	<b>9,540,800</b>
(Provision) / write back of provision for diminution in value of investments	21	(5,524,472)	-	(5,524,472)	-
<b>Net Income</b>		<b>22,202,054</b>	<b>100,380,379</b>	<b>17,096,131</b>	<b>9,540,800</b>
<b>Other comprehensive income</b>					
Fair value reserve	10	(12,815,709)	(25,310,457)	(14,979,926)	(25,014,210)
<b>Total Comprehensive income</b>		<b>9,386,345</b>	<b>75,069,922</b>	<b>2,116,205</b>	<b>(15,473,409)</b>
<b>Earnings Per Unit</b>	22	<b>0.48</b>	<b>2.45</b>	<b>0.37</b>	<b>0.23</b>

The annexed notes from 1 to 21 an integral part of these financial statements.

The financial statements were approved by the Board of Trustees on January 29, 2023 and were signed on its behalf by:

  
Chairman, Trustee  
Investment Corporation of Bangladesh

  
Member, Trustee  
Investment Corporation of Bangladesh

  
Asset Manager  
IDLC Asset Management Ltd.

**IDLC Balanced Fund**  
**Statement of Changes in Equity**  
For the Period Ended December 31, 2022


Particulars	Capital fund	Unit premium/ (discount)	Investors' balance	Fair value reserve	Retained earnings	Total equity
Opening Balance	407,221,780	(52,721,668)	2,269	12,815,709	127,747,936	495,066,025
Unit Subscribed / (Redeemed) During the Period, Net	55,953,690	1,522,591	-	-	-	57,476,281
Fair Value Reserve	-	-	-	(12,815,709)	-	(12,815,709)
Investors' Balance	-	-	735	-	-	735
Net Income During the Period	-	-	-	-	22,202,053	22,202,053
Dividend Paid During the Period	-	-	-	-	(75,336,029)	(75,336,029)
<b>As at December 31, 2022</b>	<b>463,175,470</b>	<b>(51,199,077)</b>	<b>3,004</b>	<b>-</b>	<b>74,613,960</b>	<b>486,593,357</b>


For the Period Ended December 31, 2021

Particulars	Capital fund	Unit premium/ (discount)	Investors' balance	Fair value reserve	Retained earnings	Total equity
Opening Balance	585,768,250	(16,817,193)	1,701	68,256,417	110,525,240	747,734,414
Unit Subscribed / (Redeemed) During the Period, Net	(176,823,300)	(35,123,185)	-	-	-	(211,946,485)
Fair Value Reserve	-	-	-	(25,310,457)	-	(25,310,457)
Investors' Balance	-	-	183	-	-	183
Net Income During the Period	-	-	-	-	100,380,379	100,380,379
Dividend Paid During the Period	-	-	-	-	(87,865,240)	(87,865,240)
<b>As at December 31, 2021</b>	<b>408,944,950</b>	<b>(51,940,378)</b>	<b>1,884</b>	<b>42,945,960</b>	<b>123,040,378</b>	<b>522,992,795</b>

The annexed notes from 1 to 21 an integral part of these financial statements.

The financial statements were approved by the Board of Trustees on January 29, 2023 and were signed on its behalf by:

  
**Chairman, Trustee**  
Investment Corporation of Bangladesh

  
**Member, Trustee**  
Investment Corporation of Bangladesh

  
**Asset Manager**  
IDLC Asset Management Ltd.




**IDLC Balanced Fund**  
**Statement of Cash Flows**  
For the Period Ended December 31, 2022


Particulars	Notes	Amount in BDT	
		July 01, 2022 - December 31, 2022	July 01, 2021 - December 31, 2021
<b>A. Cash Flows From/ (Used in) Operating Activities</b>			
Investment in Marketable Securities		(219,703,961)	(433,406,986)
Investment in IPO Shares		(3,628,570)	(24,587,310)
Proceeds from Sell of Marketable Securities		275,136,062	800,339,379
Interest Income Realized in Cash		4,472,153	2,894,917
Dividend Income Received in Cash		4,454,253	4,053,840
Advances, Deposits and Prepayments		(413,743)	(622,419)
Payment Made for Expenses		(6,269,720)	(8,838,406)
<b>Net Cash Flows From/ (Used in) Operating Activities</b>		<b>54,046,472</b>	<b>339,833,013</b>
<b>B. Cash Flows From/ (Used in) Investing Activities</b>		-	-
<b>C. Cash Flows From/ (Used in) Financing Activities</b>			
Unit Capital, Net		55,953,690	(203,250,250)
Unit Premium / (Discount)		1,522,591	(38,955,093)
Payable to Investors		(535,851)	(2,109,634)
Investor's Balance		735	1,884
Dividend Paid for the period		(75,335,711)	(57,611,154)
<b>Net Cash Used in Financing Activities</b>		<b>(18,394,544)</b>	<b>(301,924,247)</b>
<b>D. Net Increase / (Decrease) in Cash and Cash Equivalents (A+B+C)</b>		<b>35,651,928</b>	<b>37,908,766</b>
<b>E. Opening Cash and Cash Equivalents</b>		<b>143,452,134</b>	<b>108,608,182</b>
<b>F. Closing Cash and Cash Equivalents (D+E)</b>		<b>179,104,062</b>	<b>146,516,948</b>
<b>Net Operating Cash flow Per Unit</b>	23	<b>1.17</b>	<b>8.31</b>

The annexed notes from 1 to 21 an integral part of these financial statements.

The financial statements were approved by the Board of Trustees on January 29, 2023 and were signed on its behalf by:

  
**Chairman, Trustee**  
Investment Corporation of Bangladesh

  
**Member, Trustee**  
Investment Corporation of Bangladesh

  
**Asset Manager**  
IDLC Asset Management Ltd.

## IDLC Balanced Fund

### Notes to the Financial Statements

As at and For the Period Ended December 31, 2022

#### 1.00 Introduction of the Fund and its Activities

##### 1.01 Legal status and Key partners of the Fund

IDLC Balanced Fund (here-in-after referred to as "the Fund"), a Trust property, was established on February 05, 2017 under the Trust Act, 1882 and registered under the Registration Act, 1908 and subsequently on March 07, 2017 registered as a Mutual Fund from the Bangladesh Securities and Exchange Commission with an initial paid up capital of BDT 500 million divided into 50 million units of BDT 10 each under the Securities and Exchange Commission (Mutual Fund) Rules, 2001 as an Open End Mutual Fund vide registration no. BSEC/MUTUAL FUND/2017/77.

Investment Corporation of Bangladesh (ICB), the Trustee of the Fund, in its 170<sup>th</sup> meeting held on July 18, 2017 approved the size of the Fund to be increased upto BDT 1,500 million.

##### Key partners of the Fund are as Follows:

<b>Sponsor</b>	: IDLC Finance Ltd.
Registered Address	: Bay's Galleria (1 <sup>st</sup> Floor), 57 Gulshan Avenue, Dhaka 1212.
<b>Trustee &amp; Custodian</b>	: Investment Corporation of Bangladesh
Registered Address	: BDBL Bhaban, 8, RAJUK Avenue, Dhaka 1000.
<b>Asset Manager</b>	: IDLC Asset Management Ltd.
Registered Address	: Symphony (Level – 04), Plot - SE (F): 9, Road - 142, Gulshan Avenue, Bir Uttam Mir Shawkat Sarak, Dhaka 1212.

##### 1.02 Principal activities and nature of operation

IDLC Balanced Fund is an Open End Mutual Fund which is a professionally managed portfolio of equity stocks and fixed income instruments. Investors buy units of the Fund by paying an amount equivalent to the purchase price and the Asset Manager makes investments on their behalf. An unit represents a portion of the fund's holdings.

The target group of investors comprises both Institutions and Individuals. Units of the Fund can be subscribed/ redeemed through IDLC Asset Management Ltd. and authorized selling agents appointed by the Asset Manager from time to time and any other procedure as prescribed by the Asset Manager. Surrender of units is allowed only through IDLC Asset Management Ltd. or the selling agents from which the units are originally purchased.

##### 2.00 Objectives

The objective of the IDLC Balanced Fund is to generate capital appreciation along with current income in the form of dividend from a combined portfolio of equity, debt and money market instruments.



		Amount in BDT	
		December 31, 2022	June 30, 2022
<b>3.00</b>	<b>Preliminary and Issue Expenses</b>		
	Opening Balance	2,517,928	3,744,955
	Less: Amortized During the Period	(618,556)	(1,227,027)
		<b>1,899,371</b>	<b>2,517,928</b>
<b>3.01</b>	<b>Opening Balance</b>		
	Formation Fee	5,000,000	5,000,000
	Management Fee	3,200,000	3,200,000
	Application and Registration Fees Paid to BSEC	1,010,000	1,010,000
	CDBL Fees	40,000	40,000
	Trust Deed Registration Fees	160,870	160,870
	Printing and Publication	852,559	852,559
	Bank Charges	31,305	31,305
		<b>10,294,733</b>	<b>10,294,733</b>
	Less: Interest Income from Escrow Account	(1,705,542)	(1,705,542)
		<b>8,589,191</b>	<b>8,589,191</b>
	Less: Amortized Balance	(6,071,262)	(4,844,236)
		<b>2,517,928</b>	<b>3,744,955</b>
<b>4.00</b>	<b>Investment in Securities at Market Price</b>		
	Investment in Listed Securities at Cost Price	309,900,154	322,938,393
	Investment in Initial Public Offering (IPO)	-	15,000,000
		<b>309,900,154</b>	<b>337,938,393</b>
	Add / (Less): Unrealized Gain / (Loss)	(5,524,472)	12,815,709
	<b>Investment at market value</b>	<b>304,375,682</b>	<b>350,754,102</b>
	<i>Please see <b>Annexure A</b> for Details calculation.</i>		
<b>4.01</b>	<b>Investment in Listed Securities at Cost Price</b>		
	Bank	49,911,970	48,369,223
	Cement	46,964,773	-
	Corporate Bond	28,728,509	42,963,355
	Food & Allied	41,596,168	27,591,268
	Insurance	76,230	73,120
	Pharmaceuticals & Chemicals	93,351,484	120,997,086
	Telecommunication	49,271,020	82,944,340
		<b>309,900,154</b>	<b>322,938,393</b>
	<i>Details are mentioned in <b>Annexure A</b>.</i>		
<b>4.02</b>	<b>Investment in Initial Public Offering (IPO)*</b>		
	Achia Sea Foods Ltd.	-	15,000,000
		-	<b>15,000,000</b>
	<i>*This is application money for IPO investment under Mutual Fund quota.</i>		
<b>5.00</b>	<b>Interest &amp; Dividend Receivables</b>		
	Interest Receivables	383,100	443,480
	Dividend Receivables	3,241,643	711,100
		<b>3,624,742</b>	<b>1,154,580</b>
<b>5.01</b>	<b>Interest Receivables</b>		
	Term Deposits	383,100	443,480
		<b>383,100</b>	<b>443,480</b>
<b>5.02</b>	<b>Dividend Receivables</b>		
	Beximco Pharmaceuticals Ltd.	1,056,843	-
	Marico Bangladesh Limited	492,300	711,100
	Grameenphone Ltd.	1,692,500	-
		<b>3,241,643</b>	<b>711,100</b>
<b>6.00</b>	<b>Advances, Deposits and Prepayments</b>		
	Annual fee - BSEC	244,184	479,420
	Trustee fee	14,965	13,252
		<b>259,149</b>	<b>492,672</b>

		Amount in BDT	
		December 31, 2022	June 30, 2022
<b>7.00</b>	<b>Cash and Cash Equivalents</b>		
	Bank Deposit	7.01 30,172,009	37,659,498
	Term Deposit	7.02 148,932,054	105,792,637
		<b>179,104,062</b>	<b>143,452,134</b>

**7.01 Bank Deposit**

Bank	Account No.	Type		
Southeast Bank Ltd.	0083 13500000003	SND	221,451	-
	0083 13500000004	SND	21	-
Standard Chartered Bank	02-1308406-01	CD	54,425	909,161
	1501203957267001	CA	6,774,338	3,564,399
BRAC Bank Ltd.	1501203957267002	CA	958,570	760,447
	1501203957267003	CA	133,416	134,425
The City Bank Ltd.	1123351611001	CETA	2,390,632	1,246,067
	1123351611003	CETA	19,609,440	30,984,536
	1123351611002	CETA	29,714	60,462
<b>Total</b>			<b>30,172,009</b>	<b>37,659,498</b>

**7.02 Term Deposit**

Bank	Account No.		
Export Import (Exim) Bank of Bangladesh Ltd.	11460100034431	-	8,231,652
	11460100034415	-	8,231,652
	11460100034423	-	8,231,652
	11460100034456	8,504,394	8,231,652
	11460100034449	8,504,394	8,231,652
	11360100070551	8,539,461	8,246,875
	11360100070544	8,539,461	8,246,875
	11360100070577	8,539,461	8,246,875
	11360100070569	8,539,461	8,246,875
	11360100070585	8,539,461	8,246,875
	0121001237786	8,075,320	7,800,000
	0121001237829	8,075,320	7,800,000
	0121001237861	8,075,320	7,800,000
	0121001711616	9,200,000	-
	0121001711641	9,300,000	-
	0121001711699	9,300,000	-
	0121001711932	9,300,000	-
	0121001711941	9,300,000	-
	0121001711916	9,300,000	-
	0121001711824	9,300,000	-
<b>Total</b>		<b>148,932,054</b>	<b>105,792,637</b>

**8.00 Capital Fund**

Opening Balance	407,221,780	585,768,250
Add: Units Subscribed During the Period	66,850,140	57,322,770
Less: Units Redeemed During the Period	(10,896,450)	(235,869,240)
	<b>463,175,470</b>	<b>407,221,780</b>

**8.01 Capital Allotment, Net**

Allotment period	Investor Category	No. of Units	Face Value		
2017 - 18	Sponsor	10,000,000	10	100,000,000	100,000,000
2017 - 18	General	68,984,387	10	689,843,870	689,843,870
2018 - 19	General	(5,563,932)	10	(55,639,320)	(55,639,320)
2019 - 20	General	(6,014,522)	10	(60,145,220)	(60,145,220)
2020 - 21	General	(8,829,108)	10	(88,291,080)	(88,291,080)
2021 - 22	General	(17,854,647)	10	(178,546,470)	(178,546,470)
2022 - 23	General	5,595,369	10	55,953,690	-
<b>Total</b>		<b>46,317,547</b>		<b>463,175,470</b>	<b>407,221,780</b>

All the transactions are held through Banking Channel.



		Amount in BDT	
		December 31, 2022	June 30, 2022
<b>9.00</b>	<b>Unit Premium / (Discount)</b>		
	Opening Balance	(52,721,668)	(16,817,193)
	Add: Units Subscribed / (Redeemed) During the Period	1,522,591	(35,904,475)
		<u>(51,199,077)</u>	<u>(52,721,668)</u>
<b>10.00</b>	<b>Fair Value Reserve</b>		
	Opening Balance	12,815,709	68,256,417
	Add: Increase / (Decrease) During the Period	(12,815,709)	(55,440,708)
		<u>-</u>	<u>12,815,709</u>
<b>11.00</b>	<b>Retained Earnings</b>		
	Opening Balance	127,747,936	110,525,240
	Less: Dividend Paid During the Period	(75,336,029)	(87,865,240)
		<u>52,411,906</u>	<u>22,660,000</u>
	Add: Net Income During the Period	22,202,054	105,087,936
		<u>74,613,960</u>	<u>127,747,936</u>
<b>12.00</b>	<b>Fees &amp; Commission Payables</b>		
	Management Fees	2,195,635	2,238,886
	Custodian Fees	329,483	379,074
	Sales Agent Commission	71,291	50,746
	Audit Fees	-	34,500
	CDBL Fees	1,827	13,252
		<u>2,598,236</u>	<u>2,716,458</u>
<b>13.00</b>	<b>Other Payables</b>		
	Publication and Other Operational Expenses	62,504	44,491
	Payable to Investors	7,046	542,898
		<u>69,551</u>	<u>587,389</u>
<b>14.00</b>	<b>Unclaimed Dividend</b>		
	Up to 1 year	1,854	1,508
	Over 1 year but Within 3 year	8	35
		<u>1,862</u>	<u>1,544</u>
<b>15.00</b>	<b>Net Asset Value (NAV) Per Unit at Cost Price</b>		
	Total Asset Value at Market Price	489,263,007	498,371,416
	Less: Unrealized Gain / (Loss)	(5,524,472)	12,815,709
	<b>Total Asset Value at Cost Price</b>	<u>494,787,479</u>	<u>485,555,707</u>
	Less: Fees & Commission Payables	2,598,236	2,716,459
	Other Payables	69,551	587,389
	Unclaimed Dividend	1,862	1,544
	<b>Total NAV at Cost Price</b>	<u>492,117,830</u>	<u>482,250,316</u>
	Number of Units	46,317,547	40,722,178
		<u>10.62</u>	<u>11.84</u>
<b>16.00</b>	<b>Net Asset Value (NAV) Per Unit at Market Price</b>		
	Total Asset Value at Market Price	489,263,007	498,371,416
	Less: Fees & Commission Payables	2,598,236	2,716,459
	Other Payables	69,551	587,389
	Unclaimed Dividend	1,862	1,544
	<b>Total NAV at Market Price</b>	<u>486,593,357</u>	<u>495,066,025</u>
	Number of Units	46,317,547	40,722,178
		<u>10.51</u>	<u>12.16</u>

	Amount in BDT	
	July 01, 2022 - December 31, 2022	July 01, 2021 - December 31, 2021
<b>17.00 Capital Gain</b>		
AB Bank Limited	-	(171,866)
BRAC Bank Limited	(339,603)	5,093,488
The City Bank Limited	-	185,902
Dutch-Bangla Bank Ltd.	-	(747,487)
First Security Islami Bank Limited	-	9,760
Global Islami Bank Limited	(1,503,068)	-
Mercantile Bank Ltd.	-	747,994
National Credit and Commerce Bank Ltd.	-	(899,744)
South Bangla Agriculture & Commerce Bank Ltd.	-	1,077,283
LafargeHolcim Bangladesh Limited	-	13,473,688
APSCL Non-Convertible and Fully Redeemable Coupon Bearing Bond	1,523,583	699,650
GPH Ispat Ltd.	-	(263,420)
Mostafa Metal Industries Limited	-	48,768
Singer Bangladesh Limited	-	165,572
LankaBangla Finance Limited	-	(633,116)
British American Tobacco bangladesh Company Limited	-	10,747,940
Baraka Patenga Power Limited	-	9,767,590
Power Grid Company of Bangladesh Ltd.	-	(2,518,189)
Shahjibazar Power Co. Ltd.	1,519,492	-
Genex Infosys Limited	1,241,112	-
Chartered Life Insurance Company Limited	388,833	-
Meghna Insurance Company Limited	332,696	-
Sena Kalyan Insurance Company Limited	-	997,779
Sonali Life Insurance Company Limited	-	1,156,470
Achia Sea Food Ltd.	1,071,318	-
Beximco Limited	(49,600)	-
Bangladesh Shipping Corporation	294,926	-
Master feed Agrotec Ltd.	-	61,293
Oryza Agro Industries Ltd	-	60,037
ACME Pesticides Limited	-	760,397
BD Paints Limited	761,279	-
Beximco Pharmaceuticals Ltd.	(110,650)	43,807,493
Marico Bangladesh Limited	-	1,843,658
Navana Pharmaceuticals Limited	7,964,157	-
Orion Pharma Ltd.	4,776,387	-
Square Pharmaceuticals Ltd.	(2,118,568)	3,238,365
SAIF Powertec Limited	-	89,703
Bangladesh Submarine Cable Company Limited	8,012,998	12,234,614
Grameenphone Ltd.	-	1,219,378
Malek Spinning Mills Ltd.	-	(430,466)
Matin Spinning Mills Ltd.	-	282,627
Paramount Textile Limited	-	268,995
	<b>23,765,291</b>	<b>102,374,155</b>
<b>18.00 Dividend Income</b>		
LafargeHolcim Bangladesh Limited	1,015,200	-
APSCL Non-Convertible and Fully Redeemable Coupon Bearing Bond	2,265,900	-
British American Tobacco bangladesh Company Limited	708,203	1,203,975
ACI Limited	-	893,750
Beximco Pharmaceuticals Ltd.	1,056,843	1,068,806
Marico Bangladesh Limited	246,150	606,940
Bangladesh Submarine Cable Company Limited	-	1,074,140
Grameenphone Ltd.	1,692,500	1,473,063
	<b>6,984,796</b>	<b>6,320,673</b>
<b>19.00 Interest Income</b>		
Term Deposit	3,189,427	723,858
Bank Deposit	1,222,345	372,754
	<b>4,411,772</b>	<b>1,096,612</b>

	Amount in BDT	
	July 01, 2022 - December 31, 2022	July 01, 2021 - December 31, 2021
<b>20.00 Publication and Other Expenses</b>		
Renewal and Registration Fees	20,000	20,000
Printing and Publication Expenses	163,591	170,861
BO Account Maintenance Fees and Howla Charges	-	1,800
Other Operational Expense	10,695	31,390
IPO Subscription Fees	19,000	18,000
	<u>213,286</u>	<u>242,051</u>
<b>21.00 Provision/ (Write Back of Provision) for Diminution in Value of Investments</b>		
Opening Balance	-	-
Required Provision / (Write Back of Provision) Against Diminution in Value of Investments	5,524,472	-
	<u>5,524,472</u>	<u>-</u>
<b>22.00 Earnings Per Unit</b>		
Net Income for the period	22,202,054	100,380,379
Number of Units	46,317,547	40,894,495
	<u>0.48</u>	<u>2.45</u>
<i>**Other Comprehensive Income (OCI) is not considered for Earnings Per Unit (EPU) Calculation.</i>		
<b>23.00 Net Operating Cash Flow Per Unit</b>		
Net Operating Cash Flow for the period	54,046,472	339,833,013
Number of Units	46,317,547	40,894,495
	<u>1.17</u>	<u>8.31</u>



**IDLC Balanced Fund**  
**Details of Investment in Securities**  
As at December 31, 2022

Annexure A

**A. Investment in Listed Securities**

Amount in BDT

Sl.	Sector	Scripcode	Name of The Company	No. of Securities	Avg. Cost	Total Cost Price	Market Value	Total Market Price	% of Total Assets	Unrealized Gain/ (Loss)
1	Bank	BRACBANK	BRAC Bank Limited	1,188,281	42.00	49,911,970	38.50	45,748,819	9.35%	(4,163,151)
						<b>49,911,970</b>		<b>45,748,819</b>	<b>9.35%</b>	<b>(4,163,151)</b>
2	Cement	LHBL	LafargeHolcim Bangladesh Limited	705,000	66.62	46,964,773	64.80	45,684,000	9.34%	(1,280,773)
						<b>46,964,773</b>		<b>45,684,000</b>	<b>9.34%</b>	<b>(1,280,773)</b>
3	Corporate Bond	APSCLBOND	APSCL Non-Convertible and Fully Redeemable Coupon Bearing Bond	5,772	4,977.22	28,728,509	5,500.00	31,746,000	6.49%	3,017,491
						<b>28,728,509</b>		<b>31,746,000</b>	<b>6.49%</b>	<b>3,017,491</b>
4	Food & Allied	BATBC	British American Tobacco Bangladesh Company Limited	83,318	499.25	41,596,168	518.70	43,217,047	8.83%	1,620,878
						<b>41,596,168</b>		<b>43,217,047</b>	<b>8.83%</b>	<b>1,620,878</b>
5	Insurance	ICICL	Islami Commercial Insurance Company Limited	7,623	10.00	76,230	28.10	214,206	0.04%	137,976
						<b>76,230</b>		<b>214,206</b>	<b>0.04%</b>	<b>137,976</b>
6	Pharmaceuticals & Chemicals	BXPHERMA	Beximco Pharmaceuticals Ltd.	301,955	158.74	47,931,662	146.20	44,145,821	9.02%	(3,785,841)
7		MARICO	Marico Bangladesh Limited	19,500	2,329.22	45,419,823	2,421.50	47,219,250	9.65%	1,799,427
						<b>93,351,484</b>		<b>91,365,071</b>	<b>18.67%</b>	<b>(1,986,413)</b>
8	Telecommunication	GP	Grameenphone Ltd.	161,900	304.33	49,271,020	286.60	46,400,540	9.48%	(2,870,480)
						<b>49,271,020</b>		<b>46,400,540</b>	<b>9.48%</b>	<b>(2,870,480)</b>
<b>Sub-Total</b>						<b>309,900,154</b>		<b>304,375,682</b>	<b>62.21%</b>	<b>(5,524,472)</b>
<b>B. Investment in Initial Public Offering (IPO)</b>										
								-	0.00%	-
<b>Sub-Total</b>						<b>-</b>		<b>-</b>	<b>0.00%</b>	<b>-</b>
<b>Grand Total</b>						<b>309,900,154</b>		<b>304,375,682</b>	<b>62.21%</b>	<b>(5,524,472)</b>