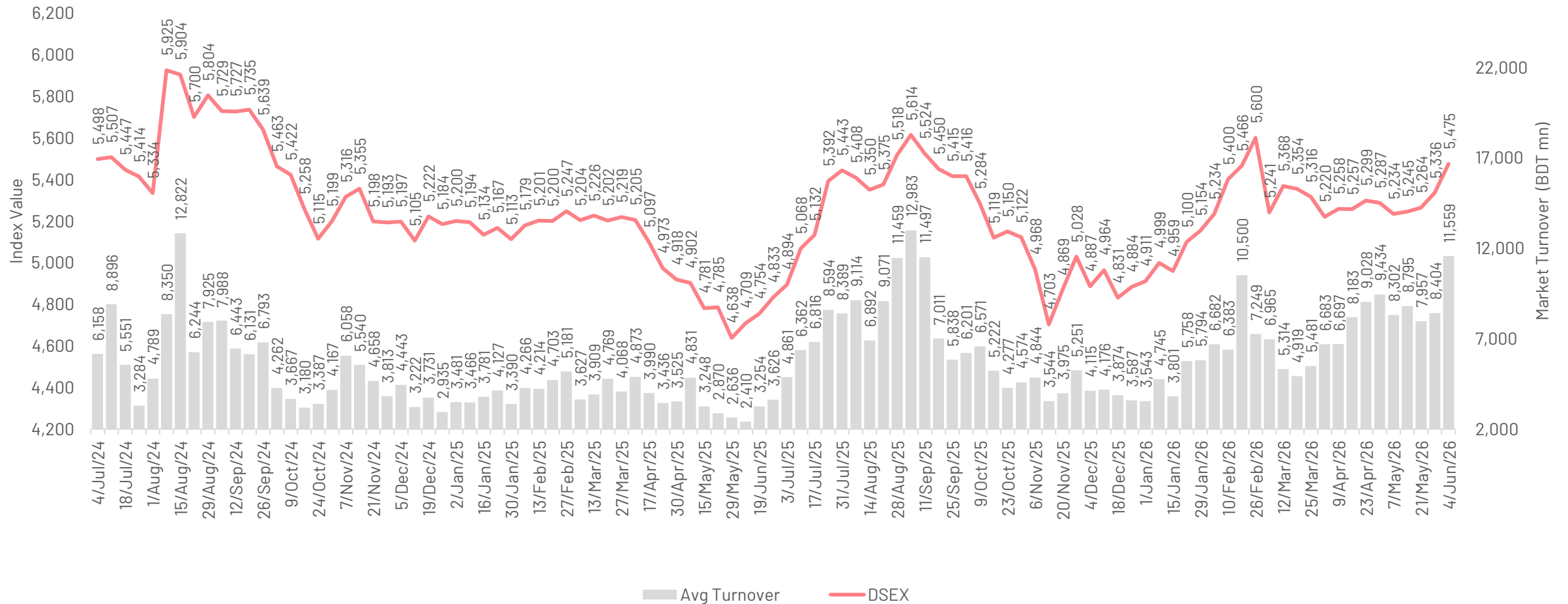




# IDLC-SL Weekly Market Summary

01 Jun 2026 – 04 Jun 2026

# DSEX was up by 2.6% during 01 - 04 June 2026



# Average daily turnover was up by 37.5% this week

Avg. daily turnover this week  
BDT 11,559mn

Avg. turnover last week  
BDT 8,404mn

Change **+37.5%**

## Turnover increase this week:

Paper & Printing  
NBFI  
Cement  
Services & Real Estate  
Textile  
IT  
Ceramics

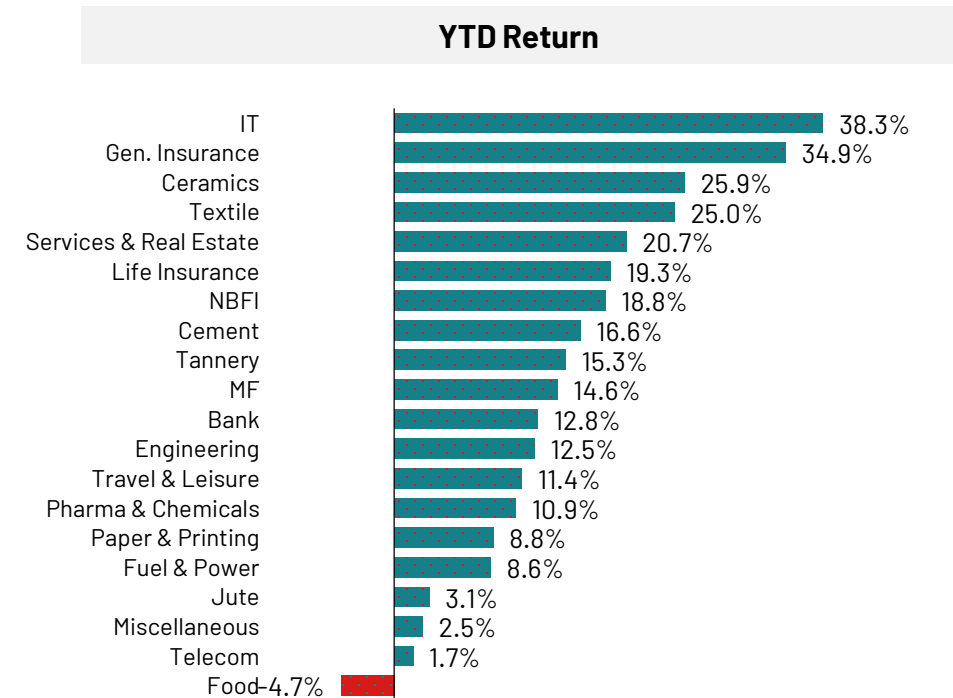
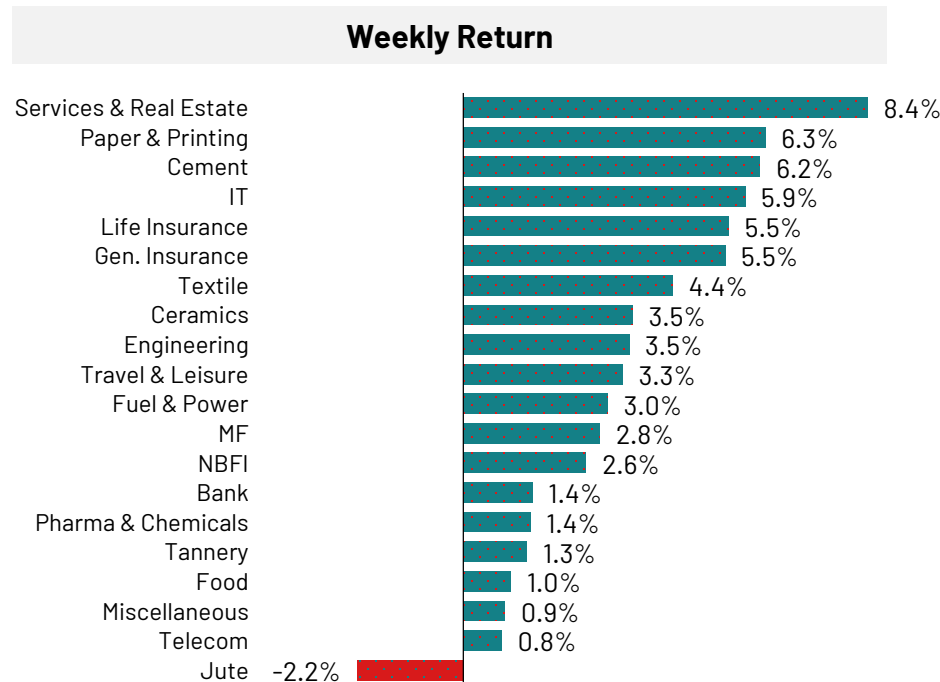
## Turnover decrease this week:

Jute  
Pharma & Chemicals  
Miscellaneous  
Food  
Telecom  
Gen. Insurance  
Life Insurance

Sector	ADT this week (BDT mn)	Turnover %	ADT last week (BDT mn)	Turnover %	Change in Turnover
Engineering	1796	16%	1393	17%	29%
Pharma & Chemicals	1413	12%	1214	14%	16%
Textile	1375	12%	770	9%	78%
Bank	1251	11%	982	12%	27%
Gen. Insurance	1170	10%	932	11%	26%
Food	883	8%	736	9%	20%
IT	756	7%	435	5%	74%
Miscellaneous	457	4%	389	5%	17%
Fuel & Power	433	4%	263	3%	65%
Life Insurance	429	4%	337	4%	27%
Ceramics	287	2%	170	2%	69%
Paper & Printing	231	2%	96	1%	141%
NBFI	191	2%	94	1%	103%
Services & Real Estate	180	2%	94	1%	92%
Cement	167	1%	87	1%	93%
Telecom	138	1%	112	1%	23%
MF	131	1%	98	1%	34%
Tannery	125	1%	96	1%	30%
Travel & Leisure	109	1%	77	1%	43%
Jute	16	0%	22	0%	-27%

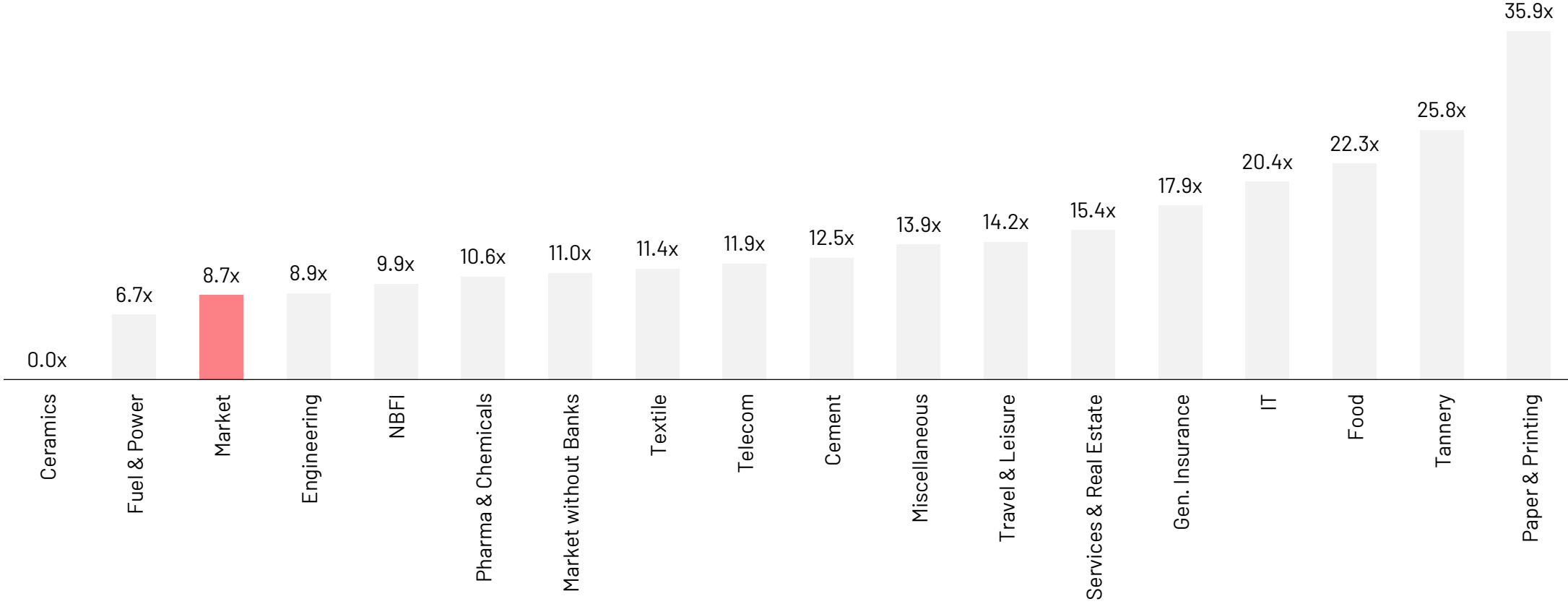
# Sector-wise weekly return

- **Major gainers:** Services & Real Estate (8.4%), Paper & Printing (6.3%), Cement (6.2%), IT (5.9%), Life Insurance (5.5%), Gen. Insurance (5.5%), Textile (4.4%)
- **Major losers:** Jute (-2.2%)



Note: Sector Return is calculated based on the total market cap of the sector and adjusted for dividend.

# Adjusted LTM market P/E stands at 8.7x



Note: To calculate the P/E, we selected stocks that meet ALL of the following criteria – (a) stocks that are included in DSEX index; (b) generated positive earnings in the Last Twelve Months (LTM); (c) LTM P/E less than 125x; (d) excluded LINDEBD due to high one-off gain. P/E as of the last trading session of the reporting week.

# Top 20 stocks by Avg. Daily Turnover (ADT)

No	Company	Sector	Category	MCAP (BDT Mn)	CP	Turnover (BDT Mn)	Turnover %	Return	LTM P/E	P/B
1	NCCBANK	Bank	A	17,900	15.5	275	2%	6.2%	3.1x	0.5x
2	BRACBANK	Bank	A	155,233	67.8	202	2%	0.7%	7.5x	1.2x
3	JAMUNABANK	Bank	A	22,826	24.3	180	2%	-4.7%	4.1x	0.8x
4	RDFOOD	Food	B	2,203	29	173	1%	-5.2%	n/m	1.7x
5	MIRAKHTER	Engineering	A	5,495	45.5	170	1%	3.6%	33.7x	0.9x
6	ACMEPL	Pharma & Chemicals	B	3,456	25.6	167	1%	8.0%	n/m	1.6x
7	NAVANAPHAR	Pharma & Chemicals	A	8,099	75.4	165	1%	6.3%	12.9x	1.5x
8	CITYBANK	Bank	A	50,908	29.1	165	1%	1.4%	3.5x	0.7x
9	BBSCABLES	Engineering	B	5,166	24.4	158	1%	-0.8%	n/m	1.0x
10	LOVELLO	Food	A	7,363	75	157	1%	-0.8%	24.6x	5.6x
11	GENEXIL	IT	B	4,107	34.1	155	1%	24.9%	15.6x	1.4x
12	BDTHAIFOOD	Food	B	2,225	27.3	155	1%	9.2%	n/m	2.3x
13	AGNISYSL	IT	B	2,148	29.6	148	1%	8.8%	53.9x	1.7x
14	GOLDENSON	Engineering	B	2,885	16.8	148	1%	11.3%	n/m	1.2x
15	ASIATICLAB	Pharma & Chemicals	A	16,646	136	140	1%	4.2%	31.3x	2.4x
16	DOMINAGE	Engineering	B	7,818	76.2	137	1%	0.1%	n/m	4.5x
17	MONNOCERA	Ceramics	B	3,882	102.9	130	1%	6.4%	n/m	1.3x
18	TECHNODRUG	Pharma & Chemicals	A	6,032	45.7	128	1%	2.0%	30.5x	1.5x
19	NAHEEACP	Engineering	B	2,598	38	124	1%	10.8%	n/m	3.2x
20	BXPHARMA	Pharma & Chemicals	A	55,898	125.3	112	1%	2.7%	n/a	1.1x

Greater than 10%
3% - 10%
-3% to +3%
-3% to -10%
Less than -10%

Note: Turnover considers only DSE turnover data and excludes block transactions. n/a = not available. n/m = not meaningful. LTM = Last Twelve Month.

Note: Return adjusted for dividend.

# Top 20 Weekly Block Transactions

No	Company	Category	Volume	Value (BDT mn)	Avg. Price (BDT)
1	SONARGAON	B	5,474,114	265	48.3
2	ASIATICLAB	A	1,839,634	233	126.8
3	BRACBANK	A	1,580,000	109	69.3
4	MEGHNAPET	Z	1,025,499	77	75.3
5	CITYGENINS	A	749,996	77	102.4
6	BNICL	A	830,697	76	91.7
7	FINEFOODS	A	128,032	72	558.9
8	NCCBANK	A	4,872,000	68	13.9
9	LOVELLO	A	716,440	57	79.8
10	RENATA	A	125,000	52	413.2
11	NORTHRNINS	A	1,363,956	48	35.2
12	GQBALLPEN	A	72,289	48	663.2
13	DOMINAGE	B	671,905	48	71.3
14	BDTHAIFOOD	B	1,826,865	47	25.9
15	PRIMELIFE	B	743,380	33	44.4
16	DAFODILCOM	B	239,960	32	135.3
17	JAMUNABANK	A	1,140,000	31	26.8
18	KAY&QUE	B	53,361	26	479.8
19	EBL	A	1,000,000	25	25.0
20	PHENIXINS	A	500,000	21	41.5

Note: Block market transactions contributed 3.9% of total market turnover this week

# Top 20 Gainers

## Weekly

No	Company	Sector	Category	CP	Return	LTM P/E	P/B
1	SONARGAON	Textile	B	65.3	45.1%	n/m	3.6x
2	REGENTTEX	Textile	Z	7.2	35.8%	n/a	0.3x
3	ANLIMAYARN	Textile	Z	32.0	33.9%	n/m	11.3x
4	MEGHNA PET	Food	Z	90.9	32.5%	n/m	1.3x
5	EMERALDOIL	Food	Z	24.8	28.5%	n/a	n/m
6	GENEXIL	IT	B	34.1	24.9%	15.6x	1.4x
7	DSHGARME	Textile	B	148.3	22.6%	273.6x	0.9x
8	NURANI	Textile	Z	3.4	21.4%	n/a	0.4x
9	MEGCONMILK	Food	Z	46.8	19.7%	n/m	n/m
10	SILCOPHL	Pharma & Chemicals	B	19.2	18.5%	58.2x	0.8x
11	NORTHRNINS	Gen. Insurance	A	42.7	18.3%	26.4x	1.6x
12	SAIFPOWER	Services & Real Estate	Z	7.2	18.0%	n/a	0.4x
13	SKTRIMS	Miscellaneous	Z	14.6	16.8%	n/m	1.1x
14	HRTEX	Textile	Z	22.3	16.1%	n/m	7.5x
15	RELIANCINS	Gen. Insurance	A	104.0	16.1%	12.4x	1.3x
16	ACFL	Textile	A	24.4	15.6%	106.1x	0.7x
17	SHYAMPSUG	Food	Z	169.1	15.3%	n/m	n/m
18	BNICL	Gen. Insurance	A	104.9	14.4%	19.6x	3.2x
19	PREMIERCEM	Cement	A	47.0	14.1%	15.3x	0.7x
20	BDFINANCE	NBFI	Z	12.7	13.4%	10.2x	n/m

## YTD

No	Company	Sector	Category	CP	Return	LTM P/E	P/B
1	EBLISTMF	MF	A	3.8	1007.1%	n/a	0.5x
2	SEMLLECMF	MF	A	7.4	391.0%	n/a	0.8x
3	PREMIERLEA	NBFI	Z	2.6	381.5%	n/m	n/m
4	MEGHNA PET	Food	Z	90.9	340.6%	n/m	1.3x
5	DAFODILCOM	IT	B	138.5	289.0%	3462.5x	10.5x
6	SHARPIND	Textile	B	16.7	268.2%	n/m	2.1x
7	GSPFINANCE	NBFI	Z	3.9	244.5%	n/m	n/m
8	MEGCONMILK	Food	Z	46.8	225.0%	n/m	n/m
9	PRIMEFIN	NBFI	Z	3.2	220.0%	n/a	2.2x
10	PLFSL	NBFI	Z	1.6	201.9%	n/m	n/m
11	BIFC	NBFI	Z	4.7	193.8%	n/m	n/m
12	LIBRAINFU	Pharma & Chemicals	Z	655.9	190.0%	n/a	0.8x
13	ASIATICLAB	Pharma & Chemicals	A	136.0	186.3%	31.3x	2.4x
14	ILFSL	NBFI	Z	1.5	172.7%	n/m	n/m
15	FAREASTFIN	NBFI	Z	1.6	166.7%	n/m	0.0x
16	DOMINAGE	Engineering	B	76.2	163.7%	n/m	4.5x
17	HFL	Textile	Z	16.5	161.9%	n/a	0.5x
18	BNICL	Gen. Insurance	A	104.9	140.9%	19.6x	3.2x
19	FASFIN	NBFI	Z	1.6	135.3%	n/m	n/m
20	FAMILYTEX	Textile	Z	2.8	133.3%	n/a	0.3x

Note: n/a = not available. n/m = not meaningful. LTM = Last Twelve Month.

# Top 20 Losers

## Weekly

No	Company	Sector	Category	CP	Return	LTM P/E	P/B
1	ILFSL	NBFI	Z	1.5	-16.7%	n/m	n/m
2	FASFIN	NBFI	Z	1.6	-11.1%	n/m	n/m
3	FAREASTFIN	NBFI	Z	1.6	-5.9%	n/m	0.0x
4	PLFSL	NBFI	Z	1.6	-5.9%	n/m	n/m
5	RDFOOD	Food	B	29.0	-5.2%	n/m	1.7x
6	HAMI	Miscellaneous	Z	168.6	-4.9%	n/a	18.5x
7	EASTRNLUB	Fuel & Power	A	1847.3	-4.6%	43.4x	11.3x
8	CAPMBDBLMF	MF	A	10.8	-4.4%	n/a	1.3x
9	MEGHNACEM	Cement	Z	31.8	-4.2%	n/m	n/m
10	APEXTANRY	Tannery	B	105.5	-3.7%	n/m	0.5x
11	PREMIERLEA	NBFI	Z	2.6	-3.7%	n/m	n/m
12	TALLUSPIN	Textile	Z	8.2	-3.5%	n/m	0.7x
13	FAMILYTEX	Textile	Z	2.8	-3.4%	n/a	0.3x
14	SONALIANSH	Jute	Z	189.7	-3.1%	20.7x	0.8x
15	PRIMEFIN	NBFI	Z	3.2	-3.0%	n/a	2.2x
16	DELTASPINN	Textile	Z	6.6	-2.9%	335.0x	0.6x
17	HFL	Textile	Z	16.5	-2.9%	n/a	0.5x
18	APOLOISPAT	Engineering	Z	3.4	-2.9%	n/a	4.9x
19	APEXSPINN	Textile	A	315.9	-2.8%	100.3x	3.8x
20	PHOENIXFIN	NBFI	Z	3.5	-2.8%	n/m	n/m

## YTD

No	Company	Sector	Category	CP	Return	LTM P/E	P/B
1	BEACHHATCH	Food	Z	30.4	-34.8%	6.5x	1.8x
2	RELIANCE1	MF	A	10.5	-32.7%	n/a	0.9x
3	RAHIMAFOOD	Food	Z	106.9	-32.6%	822.3x	11.7x
4	DBHISTMF	MF	A	4.6	-30.3%	n/a	0.5x
5	AL-HAJTEX	Textile	B	104.3	-24.8%	n/a	5.6x
6	AIL	Textile	Z	33.0	-18.9%	12.9x	1.4x
7	ISNLTD	IT	B	65.1	-16.4%	n/m	30.4x
8	UCB	Bank	Z	8.7	-16.3%	48.3x	0.3x
9	DACCADYE	Textile	Z	16.3	-15.1%	n/m	n/m
10	BATBC	Food	A	210.1	-14.3%	23.9x	2.0x
11	PROGRESLIF	Life Insurance	Z	42.1	-13.2%	n/a	n/a
12	LINDEBD	Fuel & Power	A	658.0	-12.3%	26.8x	3.0x
13	AFTABAUTO	Engineering	Z	29.8	-11.6%	n/m	0.7x
14	KTL	Textile	Z	10.1	-11.4%	126.3x	0.7x
15	GEMINISEA	Food	Z	121.5	-11.1%	n/m	9.9x
16	INTRACO	Fuel & Power	Z	18.3	-9.9%	n/m	1.4x
17	STANDBANKL	Bank	Z	4.5	-8.2%	7.6x	0.3x
18	ORIONINFU	Pharma & Chemicals	A	315.3	-7.7%	181.2x	19.5x
19	RAHIMTEXT	Textile	A	205.0	-7.6%	80.1x	7.4x
20	ZEALBANGLA	Food	Z	130.2	-7.1%	n/m	n/m

Note: n/a = not available. n/m = not meaningful. LTM = Last Twelve Month.

# Important Headline this week

## Economy

- Govt gunning for 6.5pc growth [next](#) year
- Source tax [hike](#) on essentials shelved
- Foreign loan disbursement to Bangladesh plunges [19pc](#) in nine months
- ADB offers USD 5.0bn [in](#) dev aid
- Remittance inflow rises 15.34pc to [USD](#) 3.43bn in May
- BDT 594.5bn (USD 4.9bn) sought as subsidy for [power](#) sector in new budget
- Govt to unveil [full-tenure](#) tax roadmap
- [Govt](#) drafts reform roadmap to seek delay in LDC graduation until 2029
- Govt [may](#) drop planned wealth tax, bike and rickshaw AIT
- New IMF credit prog [based](#) on BoP needs, reform commitments'

# Important Headline this week

## Banking

- Mattrass money hits record BDT 3.03tn (USD 24.68bn) amid [economic](#) slowdown
- Bangladesh [Bank](#) allows FC term deposits for shipping companies, airlines
- Bangladesh Bank buys USD 54mn more to [stabilize](#) taka
- NPL volume swells to BDT 5.89tn ([USD](#) 48.3bn)

## Trade and Commerce

- Leather sector loses billions [to](#) compliance failures
- New trade [deals](#) vital before LDC graduation
- PM urges faster [registration](#) of patented drugs
- VAT on [steel](#) rods may rise by 10pc
- Govt to charge 0.25pc fee on [sovereign](#) loan guarantees
- Bonded warehouse benefits to cover all [exporters](#): finance minister

# Important Headline this week

## Energy and Power

- Bangladesh eyes greater energy security [with](#) BDT 36bn (USD 293.28mn) investment plan
- Offshore bid docs [go](#) on sale
- Fuel [prices](#) raised by BDT 5 (USD 0.04) per litre
- Price of 12kg LPG cylinder reduced by BDT [55](#) (USD 0.45) for June
- Power tariff hiked 16.7pc as govt moves [to](#) cut subsidy burden

## Telecom

- [RFL](#) bets on telecom equipment after phone push
- [BTRC](#) to auction more lower-band spectrum
- Mobile SIM replacement tax [may](#) be scrapped
- Ctg port [gets](#) 5G spectrum for smart port trial

# Important Headline this week

## RMG

- US cotton plan considers Bangladesh [a](#) key market

## Capital Market

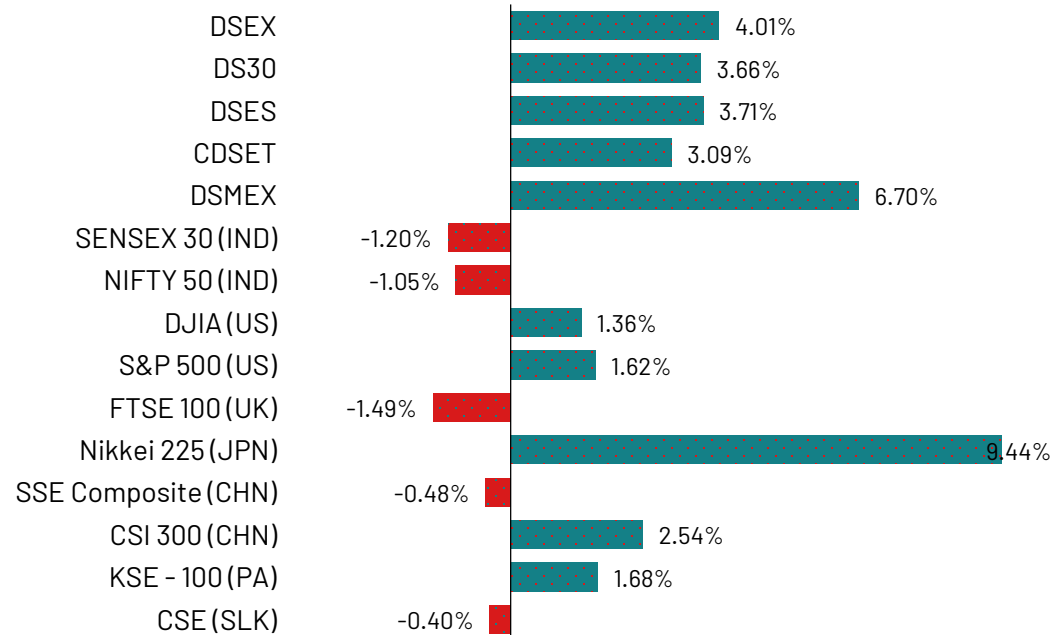
- BDT 600bn (USD 4.89bn) rescue fund lifts dormant stocks, [but](#) dividend clampdown chills bank shares
- [Corporate](#) restructuring rules drafted to protect public interests
- BSEC rejects Daffodil Computers' share issuance plan to [repay](#) loans
- [BSEC](#) commission to be replaced with non-political appointees within 2 weeks

# Important **Corporate** Headline this week

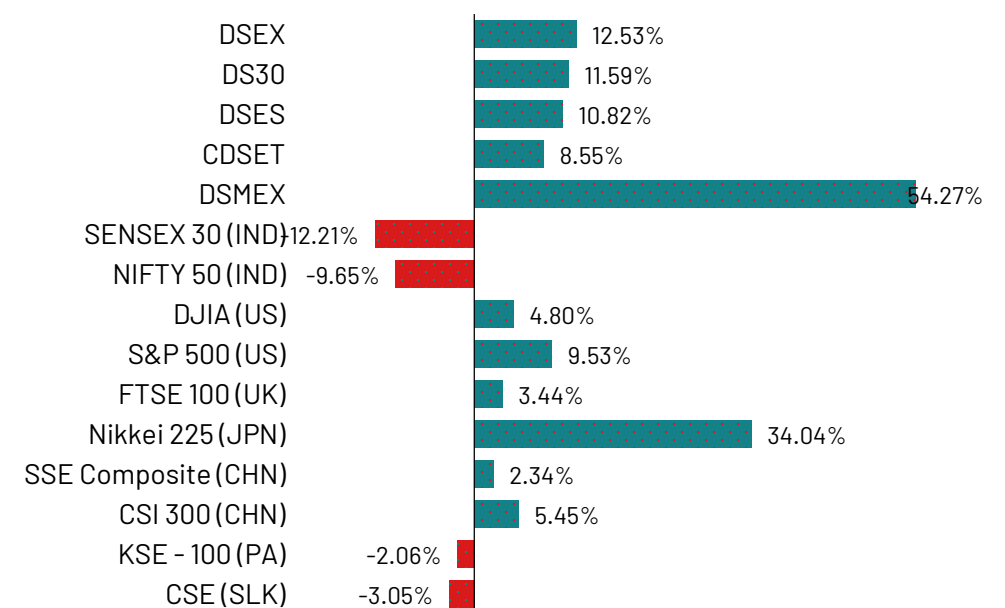
- GPH Ispat's [Q3](#) losses widen 14-fold as weak demand hits sales
- Protest foils Islami Bank's [board](#) meeting
- Paper profits, hidden losses: How seven banks disguised a BDT 1.16tn ([USD](#) 9.5bn) loss under regulatory shield

# Major World Index Updates

## Weekly



## YTD



# Commodity Price Updates

Commodity (USD)	Unit	Price	Weekly Change (%)	YTD
Brent	USD/Bbl	96.2	-8.3%	56.8%
Gold	USD/t.oz	4467.2	-1.6%	3.0%
Wheat	USd/Bu	588.3	-9.4%	15.2%
Cotton	USd/Lbs	80.3	-0.8%	24.8%
Soybeans	USd/Bu	1147.3	-3.9%	9.7%
Sugar	USd/Lbs	14.3	-3.8%	-3.5%
LNG Japan/Korea Marker PLATTS	USD (Index)	18.8	-0.5%	66.0%
Iron Ore	USD/T	103.7	-5.8%	-3.1%
Coal	USD/T	146.2	10.4%	37.1%
UK Gas	GBp/thm	118.0	-1.2%	63.7%
Steel	CNY/T	3155.0	-0.4%	1.6%
Containerized Freight Index	Points	2571.7	20.1%	55.3%
Silver	USD/t.oz	73.3	-3.1%	-3.8%

Greater than 10%

3% - 10%

-3% to +3%

-3% to -10%

Less than -10%

# Weekly Summary

- Index: DSEX was **up by 2.61%** during the week, closing around 5,475
- **Turnover:**
  - Average daily turnover (ADT) for YTD 2025 was BDT 7,229mn.
  - ADT for the week (01 Jun 2026 – 04 Jun 2026) was BDT 11,559mn which was **37.5% more** than the previous week.
- **Market P/E was 8.7x (04 Jun 2026)**
- **Sector Highlights:**
  - **Major sectors by turnover:** Engineering (16%), Pharma & Chemicals (12%), Textile (12%), Bank (11%), Gen. Insurance (10%), Food (8%), IT (7%)
  - **Increase in ADT this week:** Paper & Printing, NBFI, Cement, Services & Real Estate, Textile, IT, Ceramics
  - **Decrease in ADT this week:** Jute, Pharma & Chemicals, Miscellaneous, Food, Telecom, Gen. Insurance, Life Insurance
  - **Major gainers:** Services & Real Estate (+8.4%), Paper & Printing (+6.3%), Cement (+6.2%), IT (+5.9%), Life Insurance (+5.5%), Gen. Insurance (+5.5%)
  - **Major losers:** Jute (-2.2%)
- **Stock Highlights:**
  - **Major Turnover:** NCCBANK, BRACBANK, JAMUNABANK, RDFOOD, MIRAKHTER, ACMEPL, NAVANAPHAR, CITYBANK, BBSCABLES, LOVELLO, GENEXIL
  - **Major gainers:** SONARGAON (+45.1%), REGENTTEX (+35.8%), ANLIMAYARN (+33.9%), MEGHNAPET (+32.5%), EMERALDOIL (+28.5%), GENEXIL (+24.9%)
  - **Major losers:** ILFSL (-16.7%), FASFIN (-11.1%), FAREASTFIN (-5.9%), PLFSL (-5.9%), RDFOOD (-5.2%), HAMI (-4.9%), EASTRNLUB (-4.6%), CAPMBDBLMF (-4.4%).

# Disclosures

## Explanation of Research Recommendations

- Buy recommendation means – an upside of 15% or more within a trading range of 180 days.
- Sell recommendation means – a downside of 10% or more within a trading range of 180 days.
- Hold recommendation means – an upside or downside of less than the above within a trading range of 180 days.

The recommendations are based on data generally available in the market and reflect the prices, volatility, corporate information and general economic data available at the time of publication together with historical information in respect of the security(ies) or issuer(s). Further information in respect of the basis of any valuation is available from the analyst on request.

**Local Disclaimer:** The information contained in this report has been compiled by **IDLC Securities Limited** (IDLC-SL) from sources believed to be reliable, but no representation or warranty, express or implied, is made by IDLC-SL as to its accuracy, completeness or correctness. Expressions of opinion herein were arrived at after due and careful consideration and were based upon the best information then known to us, and in our opinion are fair and reasonable in the circumstances prevailing at that time. All opinions and estimates contained in this report are subject to change without notice due to changed circumstances and without legal responsibility. This document is not, and should not be construed as an offer or the solicitation of an offer to buy or sell any securities. It does not constitute a personal recommendation or take into account the particular investment objectives, financial conditions, or needs of individual clients. Clients should consider whether any advice or recommendation in this research is suitable for their particular circumstances. IDLC-SL accepts no liability whatsoever for any direct or consequential loss arising from any use of this report or the information contained herein.

IDLC-SL and its affiliates, officers, directors, and employees may have positions in, and buy or sell, the securities, if any, referred to in this Document. Our salespeople, traders, and other professionals may provide oral or written market commentary or trading strategies to our clients and our proprietary trading desks that may reflect opinions that are contrary to the opinions expressed in this Document and may make investment decisions that are inconsistent with the recommendations or views expressed in this research. By issuing this research report, each IDLC-SL analyst named in this report hereby certifies that the recommendations and opinions expressed herein accurately reflect the research analyst's independent views about any and all of the subject securities or companies discussed herein and no part of the research analyst's compensation was, is, or will be, directly or indirectly, related to the specific recommendations or views expressed in this report. On top of that, no part of the research analyst's compensation was, is, or will be, directly or indirectly related with any kind of investment banking activities.

This document is not directed to, or intended for distribution to or use by, any person or entity that is a citizen or resident of or located in any locality, state, country, or other jurisdiction where such distribution, publication, availability or use would be contrary to law or regulation. The information and data provided herein is the exclusive property of IDLC-SL. No part of this material can be (i) copied, photocopied or duplicated in any form by any means or (ii) redistributed without the prior written consent of IDLC-SL.

# Research Team



**Tanay Kumar Roy, CFA**  
**Head of Equity Research**

Tanay Kumar Roy assumed the role of Head of Equity Research of IDLC Securities Limited in January 2022. He has more than 11 years of experience in Equity Research and Investment. Tanay joined IDLC Securities Limited in October 2016 as a Research Analyst. Prior to joining the team, he was a Senior Research Associate in LankaBangla Securities Limited. Before starting his career as a sell-side analyst, he gathered experience as a buy-side analyst in LR Global BAMCO. Tanay graduated from Institute of Business Administration (IBA), University of Dhaka and completed MBA from the same institute. He is a CFA charter holder.



**Md Fahad Been Ayub**  
**Business Analyst**

Md. Fahad Been Ayub is a Business Analyst at IDLC Securities Limited, starting his tenure in July 2023 as a Senior Executive Officer. Before joining IDLC Securities Limited, Fahad worked as an Engineer in the Technology division at SSD-TECH. Fahad holds a Bachelor's degree in Computer Science and Engineering from Chittagong University of Engineering & Technology (CUET). To complement his technical background, he pursued an MBA with a major in Finance from the Institute of Business Administration (IBA), University of Dhaka, equipping him with a robust understanding of financial strategies and business management.



**Mohammad Tashnim**  
**Research Associate**

Mohammad Tashnim is a Research Associate at IDLC Securities Limited. He has started his journey as a Management Trainee of IDLC in May 2024. Prior to joining in IDLC, Tashnim had worked in investment banking and in Finance & Accounts department of two other organizations. Tashnim has completed his MBA with Major in Finance from Institute of Business Administration, University of Dhaka in 2024 & completed his BBA from Bangladesh University of Professionals in 2019. Tashnim has completed CIMA Level 1 and a Post Graduate Diploma in Islamic Finance Practices.



**Zareen Binte Shahjahan**  
**Research Associate**

Zareen Binte Shahjahan is a Research Associate at IDLC Securities Limited. She started her career with IDLC Finance Limited from May 2024 through their Youth Leadership Management Trainee Program. She was placed in IDLC Securities Limited from October 2024. Zareen completed her undergraduate degree from Bangladesh University of Professionals in May 2024 where she majored in Finance and Banking.



**Muntasir Mohammad**  
**Analyst**

Muntasir Mohammad is an Analyst in the Equity Research Team at IDLC Securities Ltd. Before joining IDLC, he had worked as a Data Scientist at Robi Axiata Ltd. He holds a Bachelor's degree in Computer Science and Engineering from North South University and an MBA in Finance from Institute of Business Administration (IBA), University of Dhaka

# Contact Information

## Research Team

Name	Designation	Email	Contact Number
Tanay Kumar Roy, CFA	Head of Equity Research	<a href="mailto:tanay@idlc.com">tanay@idlc.com</a>	880 1708 46 95 80
Md. Fahad Been Ayub	Business Analyst	<a href="mailto:MdFahad@IDLC.com">MdFahad@IDLC.com</a>	880 1708 46 95 84
Mohammad Tashnim	Research Associate	<a href="mailto:MTashnim@IDLC.com">MTashnim@IDLC.com</a>	880 1730 70 16 45
Zareen Binte Shahjahan	Research Associate	<a href="mailto:Zareen@IDLC.com">Zareen@IDLC.com</a>	880 1708 46 95 95
Muntasir Mohammad	Analyst	<a href="mailto:MuntasirM@IDLC.com">MuntasirM@IDLC.com</a>	

### **IDLC Securities Limited**

DR Tower (4th Floor), 65/2/2 Bir Protik Gazi Golam Dastagir Road,  
Purana Paltan, Dhaka - 1000  
Tel: +8809609994352  
Fax: +88029574366  
E-mail: [IDLCResearch@idlc.com](mailto:IDLCResearch@idlc.com)