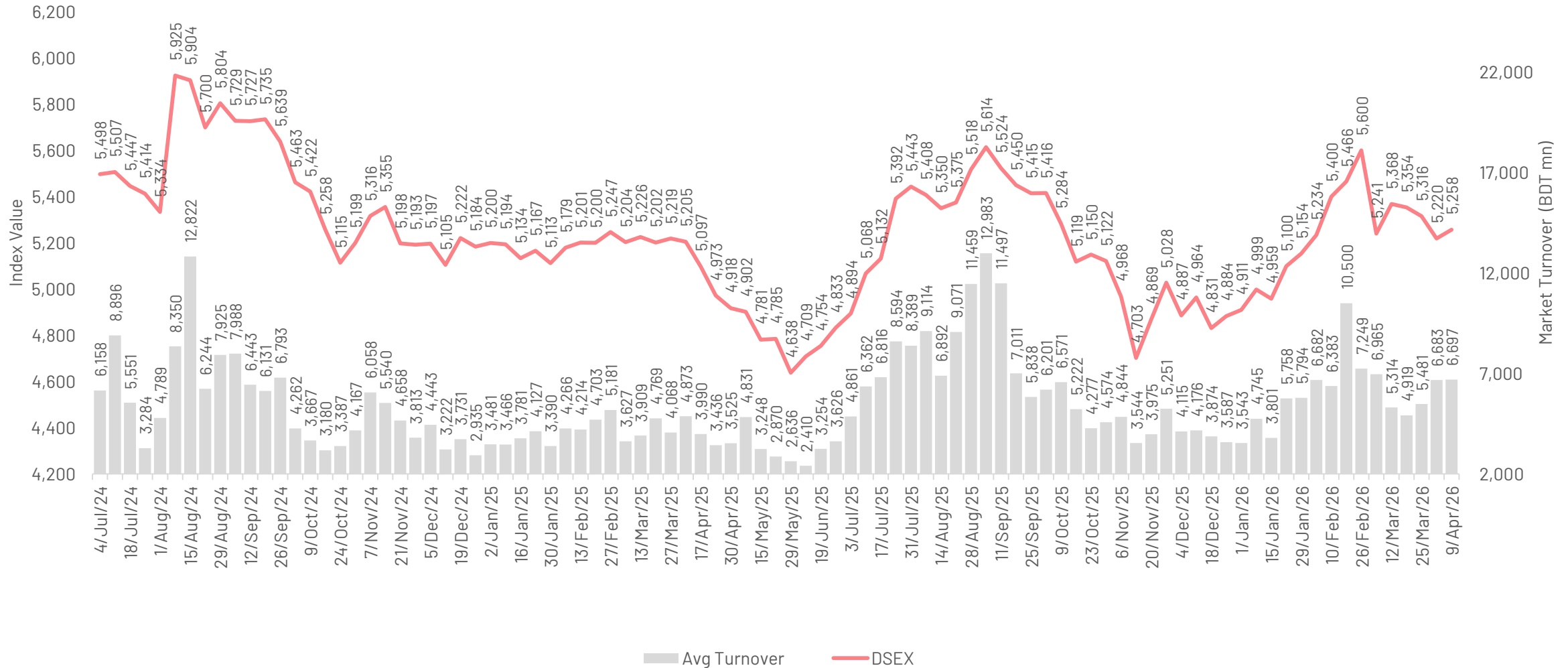




IDLC-SL Weekly Market Summary

05 Apr 2026 – 09 Apr 2026

DSEX was flat during 05 Apr - 09 Apr 2026



Average daily turnover was up by 0.2% this week

Avg. daily turnover this week
BDT 6,697mn

Avg. turnover last week
BDT 6,683mn

Change +0.2%

Turnover increase this week:

Tannery
Miscellaneous
Gen. Insurance
Engineering
Food
Services & Real Estate
Telecom

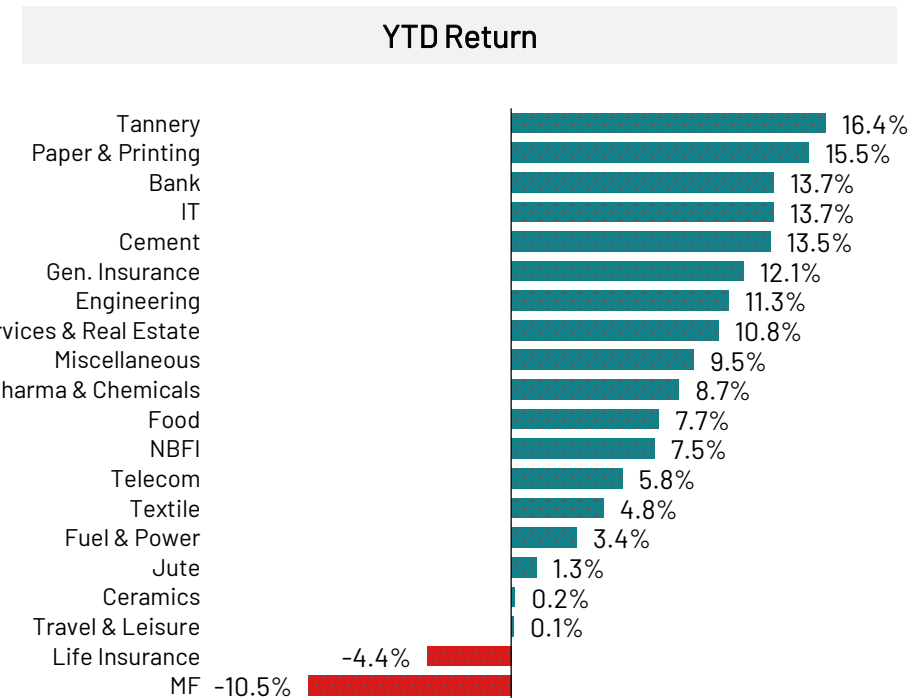
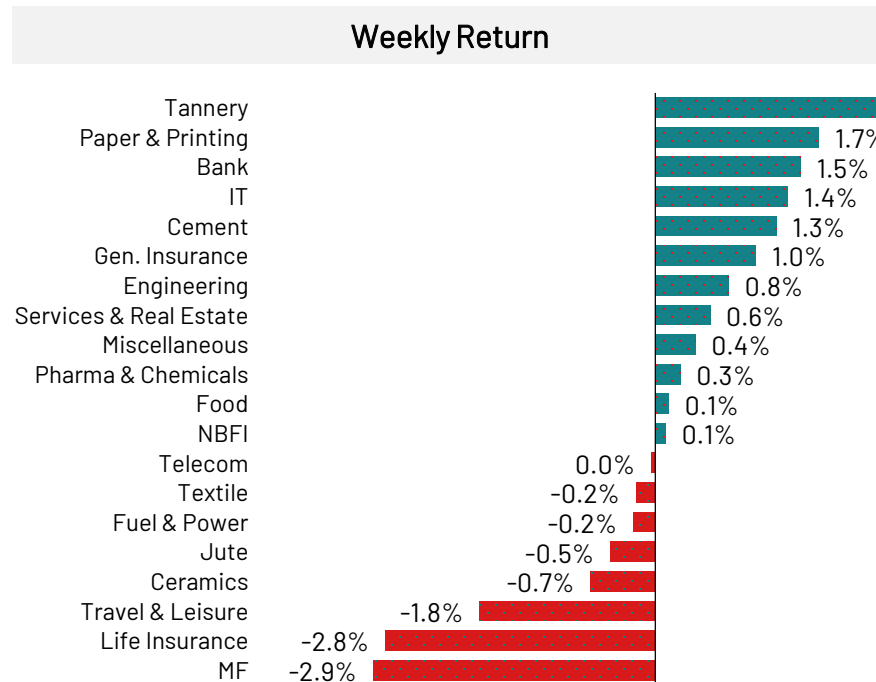
Turnover decrease this week:

MF
Ceramics
Travel & Leisure
Life Insurance
NBFI
Cement
Pharma & Chemicals

Sector	ADT this week(BDT mn)	Turnover %	ADT last week(BDT mn)	Turnover %	Change in Turnover
Pharma & Chemicals	1021	15%	1113	17%	-8%
Engineering	931	14%	796	12%	17%
Bank	647	10%	680	10%	-5%
Textile	614	9%	644	10%	-5%
Gen. Insurance	598	9%	501	8%	19%
Miscellaneous	521	8%	384	6%	36%
Food	509	8%	461	7%	10%
IT	316	5%	330	5%	-4%
Life Insurance	256	4%	317	5%	-19%
Fuel & Power	200	3%	208	3%	-4%
Paper & Printing	198	3%	199	3%	-1%
Services & Real Estate	189	3%	178	3%	6%
MF	165	2%	273	4%	-39%
NBFI	110	2%	124	2%	-11%
Telecom	106	2%	105	2%	1%
Ceramics	88	1%	141	2%	-38%
Tannery	86	1%	55	1%	57%
Travel & Leisure	62	1%	94	1%	-34%
Cement	59	1%	66	1%	-10%
Jute	6	0%	6	0%	-1%

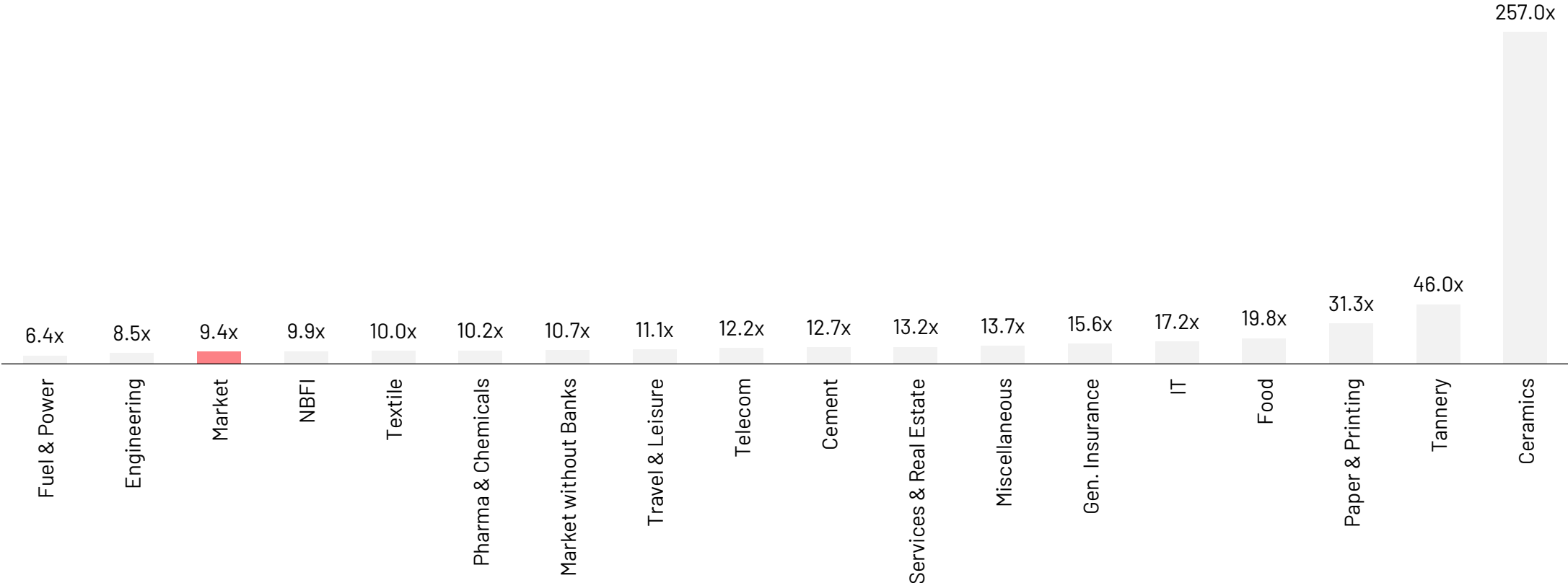
Sector-wise weekly return

- **Major gainers:** Tannery (2.4%), Paper & Printing (1.7%), Bank (1.5%), IT (1.4%), Cement (1.3%), Gen. Insurance (1.0%), Engineering (0.8%)
- **Major losers:** MF (-2.9%), Life Insurance (-2.8%), Travel & Leisure (-1.8%), Ceramics (-0.7%), Jute (-0.5%), Fuel & Power (-0.2%), Textile (-0.2%)



Note: Sector Return is calculated based on the total market cap of the sector and adjusted for dividend.

Adjusted LTM market P/E stands at 9.4x



Note: To calculate the P/E, we selected stocks that meet ALL of the following criteria - (a) stocks that are included in DSEX index; (b) generated positive earnings in the Last Twelve Months (LTM); (c) LTM P/E less than 125x; (d) excluded LINDEBD due to high one-off gain. P/E as of the last trading session of the reporting week.

Top 20 stocks by Avg. Daily Turnover (ADT)

No	Company	Sector	Category	MCAP(BDT Mn)	CP	Turnover(BDT Mn)	Turnover %	Return	LTM P/E	P/B
1	KBPPWBIL	Miscellaneous	A	5,247	53.5	270	4%	6.4%	117.8x	4.0x
2	ACMEPL	Pharma & Chemicals	B	3,375	25	230	3%	19.0%	n/m	1.0x
3	LOVELLO	Food	A	7,687	78.3	183	3%	15.7%	38.7x	5.2x
4	SAPORTL	Services & Real Estate	A	12,080	51	173	3%	1.0%	16.2x	1.2x
5	DOMINAGE	Engineering	B	5,130	50	154	2%	12.9%	n/m	1.7x
6	TECHNODRUG	Pharma & Chemicals	A	4,858	36.8	141	2%	8.9%	18.1x	0.9x
7	CITYBANK	Bank	A	47,006	30.9	136	2%	2.3%	2.9x	0.6x
8	ORIONINFU	Pharma & Chemicals	A	6,912	339.5	131	2%	0.1%	198.5x	20.9x
9	KDSALTD	Engineering	A	3,774	50.5	120	2%	22.0%	18.6x	1.4x
10	ASIATICLAB	Pharma & Chemicals	A	10,660	87.1	120	2%	9.3%	16.1x	0.9x
11	BRACBANK	Bank	A	142,948	71.8	106	2%	3.3%	8.2x	1.3x
12	BNICL	Gen. Insurance	A	3,270	73.9	94	1%	16.0%	12.6x	1.5x
13	HAKKANIPUL	Paper & Printing	B	1,579	83.1	87	1%	4.0%	710.7x	2.8x
14	GQBALLPEN	Miscellaneous	A	5,446	610	83	1%	9.2%	n/m	3.2x
15	RUNNERAUTO	Engineering	A	4,394	38.7	80	1%	-3.5%	17.9x	0.5x
16	BDAUTOCA	Engineering	B	960	222	80	1%	22.6%	711.2x	16.7x
17	SIMTEX	Textile	A	1,878	23.6	78	1%	-4.1%	22.1x	1.0x
18	SUNLIFEINS	Life Insurance	B	2,324	65	75	1%	5.2%	n/a	n/a
19	SQURPHARMA	Pharma & Chemicals	A	188,991	213.2	75	1%	0.2%	7.0x	1.2x
20	INTECH	IT	B	1,193	38.1	70	1%	-6.2%	n/m	n/m

Greater than 10%
3% - 10%
-3% to +3%
-3% to -10%
Less than -10%

Note: Turnover considers only DSE turnover data and excludes block transactions. n/a = not available. n/m = not meaningful. LTM = Last Twelve Month.

Note: Return adjusted for dividend.

Top 20 Weekly Block Transactions

No	Company	Category	Volume	Value(BDT mn)	Avg. Price(BDT)
1	GQBALLPEN	A	362,039	204	564.3
2	ALARABANK	A	12,798,546	185	14.4
3	FINEFOODS	A	350,297	168	479.4
4	CITYGENINS	A	1,538,705	149	96.5
5	APEXSPINN	A	558,476	128	228.5
6	DOMINAGE	B	2,137,621	98	45.8
7	LOVELLO	A	1,154,397	83	71.8
8	STANDBANKL	B	17,360,000	82	4.7
9	SUNLIFEINS	B	744,091	46	61.3
10	ASIATICLAB	A	391,683	32	81.6
11	QUEENSOUTH	B	3,000,000	32	10.5
12	CAPMBDBLMF	A	2,492,011	29	11.6
13	LHB	A	450,000	24	53.7
14	SPCL	A	456,656	23	49.5
15	BATBC	A	95,891	20	213.4
16	CENTRALINS	A	464,020	19	41.1
17	DAFODILCOM	B	212,802	19	89.5
18	ORIONINFU	A	52,080	18	352.5
19	AL-HAJTEX	B	145,017	18	126.4
20	SIMTEX	A	685,300	17	25.1

Note: Block market transactions contributed 4.7% of total market turnover this week

Top 20 Gainers

Weekly

No	Company	Sector	Category	CP	Return	LTM P/E	P/B
1	BDAUTOCA	Engineering	B	222	22.6%	874.4x	13.2x
2	KDSALTD	Engineering	A	50.5	22.0%	24.1x	1.9x
3	ACMEPL	Pharma & Chemicals	B	25	19.0%	n/m	1.4x
4	BDLAMPS	Engineering	A	164.7	17.5%	n/m	3.6x
5	BNICL	Gen. Insurance	A	73.9	16.0%	20.3x	2.4x
6	BENGALWTL	Engineering	B	21.8	16.0%	36.1x	0.8x
7	LOVELLO	Food	A	78.3	15.7%	33.1x	6.2x
8	SIPLC	Gen. Insurance	A	72.4	15.1%	13.5x	2.4x
9	HFL	Textile	Z	13.9	14.9%	n/m	0.4x
10	APEXSPINN	Textile	A	248	14.4%	73.2x	2.9x
11	DOMINAGE	Engineering	B	50	12.9%	n/m	2.9x
12	DAFODILCOM	IT	B	95.9	12.7%	1047.8x	7.2x
13	BANGAS	Food	B	136.3	12.2%	327.3x	6.3x
14	LEGACYFOOT	Tannery	B	69.1	12.2%	n/m	6.0x
15	PEOPLESINS	Gen. Insurance	A	46.7	11.5%	12.8x	1.3x
16	APEXTANRY	Tannery	B	78.4	11.4%	n/m	0.3x
17	REGENTTEX	Textile	Z	4.3	10.3%	n/a	0.2x
18	ASIATICLAB	Pharma & Chemicals	A	87.1	9.3%	28.7x	1.6x
19	GQBALLPEN	Miscellaneous	A	610	9.2%	n/m	4.3x
20	TECHNODRUG	Pharma & Chemicals	A	36.8	8.9%	24.3x	1.2x

YTD

No	Company	Sector	Category	CP	Return	LTM P/E	P/B
1	PREMIERLEA	NBFI	Z	2.5	363.0%	n/m	n/m
2	ILFSL	NBFI	Z	2.5	354.5%	n/m	n/m
3	PLFSL	NBFI	Z	2.3	334.0%	n/m	n/m
4	GSPFINANCE	NBFI	Z	4.8	324.0%	n/m	n/m
5	PRIMEFIN	NBFI	Z	4.1	310.0%	n/a	3.1x
6	FAREASTFIN	NBFI	Z	2.3	283.3%	n/m	0.0x
7	SHARPIND	Textile	B	16.9	272.6%	n/m	2.0x
8	BIFC	NBFI	Z	5.5	243.8%	n/m	n/m
9	FASFIN	NBFI	Z	2.3	238.2%	n/m	n/m
10	FAMILYTEX	Textile	Z	3.3	175.0%	n/a	0.3x
11	DAFODILCOM	IT	B	95.9	169.4%	1047.8x	7.2x
12	MEGCONMILK	Food	Z	35.9	149.3%	n/m	n/m
13	TUNGHAI	Textile	Z	3.6	125.0%	n/a	n/m
14	HFL	Textile	Z	13.9	120.6%	n/m	0.4x
15	APOLLOISPAT	Engineering	Z	3.7	117.6%	n/a	5.7x
16	FIRSTFIN	NBFI	Z	5.1	112.5%	n/m	n/m
17	UNIONCAP	NBFI	Z	5.2	100.0%	n/m	n/m
18	ASIATICLAB	Pharma & Chemicals	A	87.1	83.4%	28.7x	1.6x
19	BDAUTOCA	Engineering	B	222.0	76.6%	874.4x	13.2x
20	DOMINAGE	Engineering	B	50.0	73.0%	n/m	2.9x

Note: n/a = not available. n/m = not meaningful. LTM = Last Twelve Month.

Top 20 Losers

Weekly

No	Company	Sector	Category	CP	Return	LTM P/E	P/B
1	IFIC1STMF	MF	A	3.9	-11.4%	n/a	0.5x
2	PRIMEFIN	NBFI	Z	4.1	-10.9%	n/a	3.1x
3	GSPFINANCE	NBFI	Z	4.8	-9.4%	n/m	n/m
4	POPULAR1MF	MF	A	3	-9.1%	n/a	0.4x
5	PHPMF1	MF	A	3.2	-8.6%	n/a	0.4x
6	YPL	Engineering	Z	16.4	-8.4%	n/a	3.2x
7	GREENDELMF	MF	A	3.3	-8.3%	n/a	0.4x
8	BIFC	NBFI	Z	5.5	-8.3%	n/m	n/m
9	FASFIN	NBFI	Z	2.3	-8.0%	n/m	n/m
10	PLFSL	NBFI	Z	2.3	-8.0%	n/m	n/m
11	FAREASTFIN	NBFI	Z	2.3	-8.0%	n/m	0.0x
12	BDWELDING	Fuel & Power	Z	15.8	-7.6%	n/a	1.4x
13	NFML	Miscellaneous	B	14.7	-7.5%	503.3x	1.4x
14	EBL1STMF	MF	A	3.7	-7.5%	n/a	0.5x
15	PREMIERLEA	NBFI	Z	2.5	-7.4%	n/m	n/m
16	ILFSL	NBFI	Z	2.5	-7.4%	n/m	n/m
17	LINDEBD	Fuel & Power	A	714.3	-7.1%	34.7x	3.7x
18	PRIME1ICBA	MF	A	4.3	-6.5%	n/a	0.6x
	SAIHAMTEX	Textile	B	17.4	-6.5%	34.7x	0.8x
	METROSPIN	Textile	Z	9	-6.2%	n/m	2.3x

YTD

No	Company	Sector	Category	CP	Return	LTM P/E	P/B
1	BEACHHATCH	Food	Z	30.9	-33.7%	6.6x	1.9x
2	AIL	Textile	Z	28.7	-29.5%	11.5x	1.2x
3	DBH1STMF	MF	A	4.7	-28.8%	n/a	0.5x
4	RAHIMAFOD	Food	Z	116.6	-26.5%	401.0x	12.5x
5	RELIANCE1	MF	A	11.7	-25.0%	n/a	1.1x
6	KTL	Textile	Z	9.3	-18.4%	n/m	0.6x
7	PROGRESLIF	Life Insurance	Z	39.9	-17.7%	n/a	n/a
8	SONALIANS	Jute	Z	157.5	-17.5%	17.8x	4.0x
9	AFTABAUTO	Engineering	Z	28.0	-16.9%	n/m	0.6x
10	MIRACLEIND	Miscellaneous	Z	26.5	-16.1%	n/m	3.0x
11	OIMEX	Engineering	Z	13.1	-15.5%	n/m	4.3x
12	DACCADYE	Textile	Z	16.4	-14.6%	n/m	n/m
13	AL-HAJTEX	Textile	B	120.5	-13.1%	n/a	6.5x
14	GEMINISEA	Food	Z	118.7	-13.1%	n/m	9.5x
15	INTRACO	Fuel & Power	Z	17.8	-12.3%	38.5x	1.3x
16	UCB	Bank	A	9.2	-11.5%	n/m	0.4x
17	DULAMIACOT	Textile	Z	118.9	-10.7%	375.0x	1.5x
18	BDWELDING	Fuel & Power	Z	15.8	-10.7%	n/a	1.4x
19	BATBC	Food	A	219.5	-10.5%	20.2x	2.1x
20	VFSTD	Textile	B	11.3	-10.3%	292.5x	0.6x

Note: n/a = not available. n/m = not meaningful. LTM = Last Twelve Month.

Important Headline this week

Economy

- LSM shrinks 6.34pc on [apparel](#) slowdown
- BD's [trade](#) surplus with EU widens
- Inflation eases [to](#) 8.71pc in March, but war-induced risks persist
- Govt to borrow BDT 50bn (USD 409.83mn) more [from](#) banks
- [ECNEC](#) approves five projects worth BDT 4.83bn (USD 39.6mn)
- [Private](#) credit growth stuck despite political transition
- Industrial raw material prices soar [on](#) Mideast war
- T-bill yields mixed [amid](#) weak credit demand
- Bangladesh's GDP growth slows to [3.03pc](#) in Q2
- Export development fund [may](#) rise to USD 5.0bn
- Bangladesh PMI slips to 53.5 in [March](#), indicating slower economic growth
- FDI slides [18pc](#) in Q4 2025 on policy, infrastructure hurdles
- [WB](#) flags economic risks for Bangladesh, growth forecast slashed to 3.9pc
- Taka [gains](#) as dollar demand softens on US-Iran truce
- Forex market stable, no immediate pressure for [Taka](#) devaluation: Bangladesh Bank

Important Headline this week

Banking

- Liquidity boost for Islamic banks as [BB](#) plans interbank market
 - Banks, financial institutions to operate 10am-5pm, transactions till 3pm amid [fuel](#) crisis
 - NBR [plans](#) to raise excise duty exemption on bank deposits to BDT 0.5mn (USD 4,098)
 - Sammilito Islami Bank depositors can [withdraw](#) up to BDT 1.0mn (USD 8,197) for medical treatment: BB
 - Dollar nears BDT 123 as [war](#) keeps markets on edge
 - Exporters set to [get](#) offshore dollar loans at 8pc as working capital
 - VAT registration may become [mandatory](#) for business bank accounts
 - 2-year bond yields [jump](#) on weak demand
-

Important Headline this week

Trade and Commerce

- Govt to buy 200,000 tons of urea amid [Hormuz](#) crisis
 - Govt to buy 3 more spot LNG cargoes by [early](#) May
 - Unsettled insurance claims [hit](#) BDT 72.49bn (USD 594.2mn)
 - March rainfall 31pc above average; crops damaged but [diesel](#) for irrigation saved
 - Fuel shock rattles motorcycle [sales](#) in peak season
 - Evening shop closure risks hurting 60pc of [retail](#) sales
 - US now Bangladesh's [top](#) soybean supplier
 - NBR scraps import duty on electric [school](#) buses
 - [Jet](#) fuel price jumps to BDT 227 (USD 1.9) per litre
 - Shipbreaking workers to get [social](#) protection under new EIS pilot
 - Local lub blenders for raising duty on [finished](#) lubricants
 - Scanner glitch [stalls](#) 500 containers at Ctg port
 - Bangladesh can increase duty-free [exports](#) to UK
 - South Korean firm to invest USD [24mn](#) at Bepza EZ
-

Important Headline this week

Capital Market

- [Stocks](#) slump amid escalating ME conflict
- BSEC pushes for direct listing of large [companies](#) to boost market confidence
- Listed firms' profitability [drops](#) to at least 4-year low

RMG

- RMG tax breaks may be phased [out](#): NBR chief
- BKMEA [seeks](#) changes to amended labour law

Telecom

- Telecom experts call [for](#) abolishing voice floor price
 - Internet subscriptions hit 3-yr [low](#), cell phone users edge up in Feb
 - [BTRC](#) to unlock more low-band spectrum to boost coverage
 - Internet may slow [for](#) 4 days from today
-

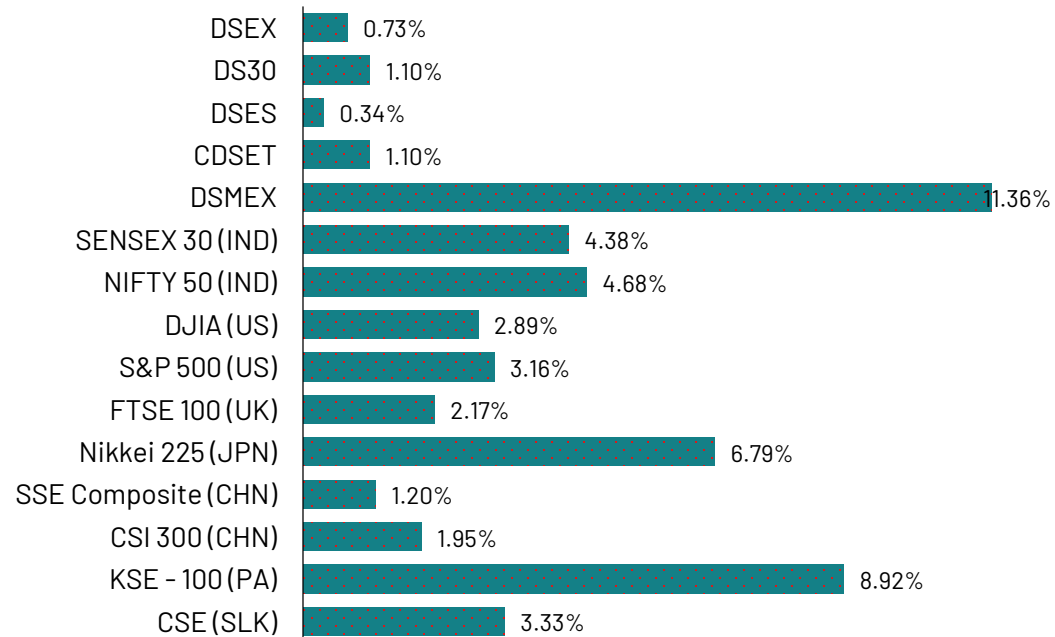
Important Headline this week

Corporate

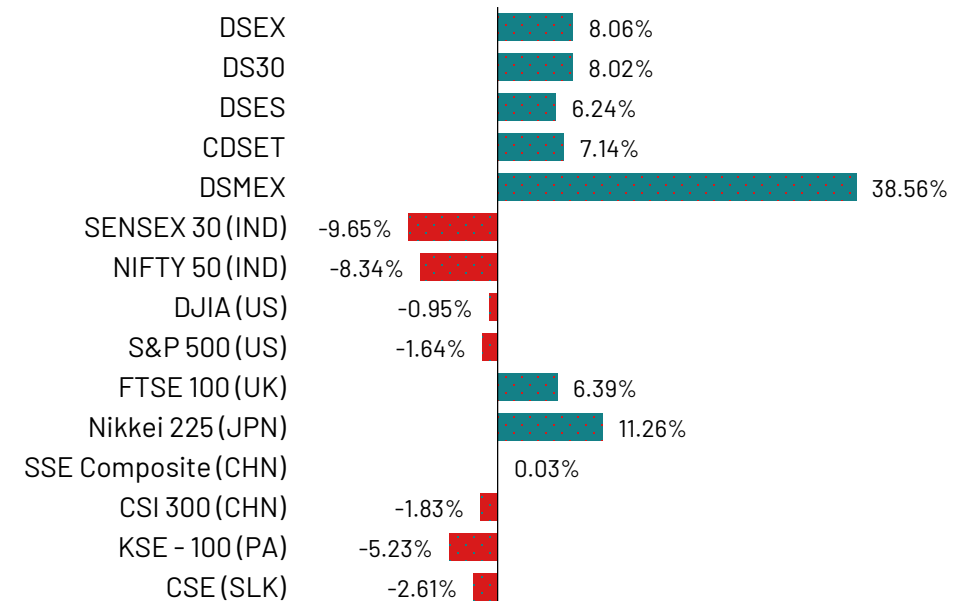
- City Bank gets [nod](#) for BDT 12.0bn (USD 98.4mn) bond
 - Prime Bank [announces](#) 30pc dividend for 2025
-

Major World Index Updates

Weekly



YTD



Commodity Price Updates

Commodity(USD)	Unit	Price	Weekly Change (%)	YTD
Brent	USD/Bbl	97.4	-10.2%	58.9%
Gold	USD/t.oz	4731.6	2.2%	9.1%
Wheat	USd/Bu	586.1	-3.2%	14.7%
Cotton	USd/Lbs	71.1	1.1%	10.6%
Soybeans	USd/Bu	1163.8	-0.8%	11.2%
Sugar	USd/Lbs	14.2	-7.7%	-4.0%
LNG Japan/Korea Marker PLATTS	USD (Index)	19.5	-1.7%	71.9%
Iron Ore	USD/T	107.8	0.3%	0.7%
Coal	USD/T	135.5	-1.2%	27.1%
UK Gas	GBp/thm	117.7	-6.3%	63.3%
Steel	CNY/T	3078.0	-1.0%	-0.9%
Containerized Freight Index	Points	1855.0	1.5%	12.0%
Silver	USD/t.oz	74.1	4.5%	-2.8%

Greater than 10%
3% - 10%
-3% to +3%
-3% to -10%
Less than -10%

Weekly Summary

- Index: DSEX was **flat** during the week, closing around 5258
- **Turnover:**
 - Average daily turnover (ADT) for YTD 2025 was BDT 6,256mn.
 - ADT for the week (05 Apr 2026 – 09 Apr 2026) was BDT 6,697mn which was **0.2% more** than the previous week.
- **Market P/E was 9.4x(09 Apr 2026)**
- **Sector Highlights:**
 - **Major sectors by turnover:** Pharma & Chemicals (15%), Engineering (14%), Bank (10%), Textile (9%), Gen. Insurance (9%), Miscellaneous(8%), Food (8%)
 - **Increase in ADT this week:** Tannery, Miscellaneous, Gen. Insurance, Engineering, Food, Services & Real Estate, Telecom
 - **Decrease in ADT this week:** MF, Ceramics, Travel & Leisure, Life Insurance, NBFi, Cement, Pharma & Chemicals
 - **Major gainers:** Tannery (2.4%), Paper & Printing (1.7%), Bank (1.5%), IT (1.4%), Cement (1.3%), Gen. Insurance (1.0%), Engineering (0.8%)
 - **Major losers:** MF (-2.9%), Life Insurance (-2.8%), Travel & Leisure (-1.8%), Ceramics (-0.7%), Jute (-0.5%), Fuel & Power (-0.2%), Textile (-0.2%)
- **Stock Highlights:**
 - **Major Turnover:** KBPPWBIL, ACMEPL, LOVELLO, SAPORTL, DOMINAGE, TECHNODRUG, CITYBANK, ORIONINFU, KDSALTD, ASIATICLAB, BRACBANK, BNICL
 - **Major gainers:** BDAUTOCA (+22.6%), KDSALTD (+22.0%), ACMEPL (+19.0%), BDLAMPS (+17.5%), BNICL (+16.0%), BENGALWTL (+16.0%), LOVELLO (+15.7%)
 - **Major losers:** IFIC1STMF (-11.4%), PRIMEFIN (-10.9%), GSPFINANCE (-9.4%), POPULAR1MF (-9.1%), PHPMF1 (-8.6%), YPL (-8.4%), GREENDEL MF (-8.3%)

Disclosures

Explanation of Research Recommendations

- Buy recommendation means – an upside of 15% or more within a trading range of 180 days.
- Sell recommendation means – a downside of 10% or more within a trading range of 180 days.
- Hold recommendation means – an upside or downside of less than the above within a trading range of 180 days.

The recommendations are based on data generally available in the market and reflect the prices, volatility, corporate information and general economic data available at the time of publication together with historical information in respect of the security(ies) or issuer(s). Further information in respect of the basis of any valuation is available from the analyst on request.

Local Disclaimer: The information contained in this report has been compiled by **IDLC Securities Limited** (IDLC-SL) from sources believed to be reliable, but no representation or warranty, express or implied, is made by IDLC-SL as to its accuracy, completeness or correctness. Expressions of opinion herein were arrived at after due and careful consideration and were based upon the best information then known to us, and in our opinion are fair and reasonable in the circumstances prevailing at that time. All opinions and estimates contained in this report are subject to change without notice due to changed circumstances and without legal responsibility. This document is not, and should not be construed as an offer or the solicitation of an offer to buy or sell any securities. It does not constitute a personal recommendation or take into account the particular investment objectives, financial conditions, or needs of individual clients. Clients should consider whether any advice or recommendation in this research is suitable for their particular circumstances. IDLC-SL accepts no liability whatsoever for any direct or consequential loss arising from any use of this report or the information contained herein.

IDLC-SL and its affiliates, officers, directors, and employees may have positions in, and buy or sell, the securities, if any, referred to in this Document. Our salespeople, traders, and other professionals may provide oral or written market commentary or trading strategies to our clients and our proprietary trading desks that may reflect opinions that are contrary to the opinions expressed in this Document and may make investment decisions that are inconsistent with the recommendations or views expressed in this research. By issuing this research report, each IDLC-SL analyst named in this report hereby certifies that the recommendations and opinions expressed herein accurately reflect the research analyst's independent views about any and all of the subject securities or companies discussed herein and no part of the research analyst's compensation was, is, or will be, directly or indirectly, related to the specific recommendations or views expressed in this report. On top of that, no part of the research analyst's compensation was, is, or will be, directly or indirectly related with any kind of investment banking activities.

This document is not directed to, or intended for distribution to or use by, any person or entity that is a citizen or resident of or located in any locality, state, country, or other jurisdiction where such distribution, publication, availability or use would be contrary to law or regulation. The information and data provided herein is the exclusive property of IDLC-SL. No part of this material can be (i) copied, photocopied or duplicated in any form by any means or (ii) redistributed without the prior written consent of IDLC-SL.

Research Team



Tanay Kumar Roy, CFA
Head of Equity Research

Tanay Kumar Roy assumed the role of Head of Equity Research of IDLC Securities Limited in January 2022. He has more than 11 years of experience in Equity Research and Investment. Tanay joined IDLC Securities Limited in October 2016 as a Research Analyst. Prior to joining the team, he was a Senior Research Associate in LankaBangla Securities Limited. Before starting his career as a sell-side analyst, he gathered experience as a buy-side analyst in LR Global BAMCO. Tanay graduated from Institute of Business Administration (IBA), University of Dhaka and completed MBA from the same institute. He is a CFA charter holder.



Md Fahad Been Ayub
Business Analyst

Md. Fahad Been Ayub is a Business Analyst at IDLC Securities Limited, starting his tenure in July 2023 as a Senior Executive Officer. Before joining IDLC Securities Limited, Fahad worked as an Engineer in the Technology division at SSD-TECH. Fahad holds a Bachelor's degree in Computer Science and Engineering from Chittagong University of Engineering & Technology (CUET). To complement his technical background, he pursued an MBA with a major in Finance from the Institute of Business Administration (IBA), University of Dhaka, equipping him with a robust understanding of financial strategies and business management.



Mohammad Tashnim
Research Associate

Mohammad Tashnim is a Research Associate at IDLC Securities Limited. He has started his journey as a Management Trainee of IDLC in May 2024. Prior to joining in IDLC, Tashnim had worked in investment banking and in Finance & Accounts department of two other organizations. Tashnim has completed his MBA with Major in Finance from Institute of Business Administration, University of Dhaka in 2024 & completed his BBA from Bangladesh University of Professionals in 2019. Tashnim has completed CIMA Level 1 and a Post Graduate Diploma in Islamic Finance Practices.



Zareen Binte Shahjahan
Research Associate

Zareen Binte Shahjahan is a Research Associate at IDLC Securities Limited. She started her career with IDLC Finance Limited from May 2024 through their Youth Leadership Management Trainee Program. She was placed in IDLC Securities Limited from October 2024. Zareen completed her undergraduate degree from Bangladesh University of Professionals in May 2024 where she majored in Finance and Banking.



Muntasir Mohammad
Analyst

Muntasir Mohammad is an Analyst in the Equity Research Team at IDLC Securities Ltd. Before joining IDLC, he had worked as a Data Scientist at Robi Axiata Ltd. He holds a Bachelor's degree in Computer Science and Engineering from North South University and an MBA in Finance from Institute of Business Administration (IBA), University of Dhaka

Contact Information

Research Team

Name	Designation	Email	Contact Number
Tanay Kumar Roy, CFA	Head of Equity Research	tanay@idlc.com	880 1708 46 95 80
Md. Fahad Been Ayub	Business Analyst	MdFahad@IDLC.com	880 1708 46 95 84
Mohammad Tashnim	Research Associate	MTashnim@IDLC.com	880 1730 70 16 45
Zareen Binte Shahjahan	Research Associate	Zareen@IDLC.com	880 1708 46 95 95
Muntasir Mohammad	Analyst	MuntasirM@IDLC.com	

IDLC Securities Limited

DR Tower (4th Floor), 65/2/2 Bir Protik Gazi Golam Dastagir Road,

Purana Paltan, Dhaka - 1000

Tel: +8809609994352

Fax: +88029574366

E-mail: IDLCResearch@idlc.com